



POLITICAL INTELLIGENCE

# *2018 Midterms*

APRIL 2018

 MORNING CONSULT

# Key Takeaways



## TRUMP

### Trump's Net Approval Near Even or Underwater in Most States

- Nationally, 42% approve of Trump while 54% disapprove
- Net favorability among Independents is at -18
- Among key Senate states, Trump's approval is net positive in four states: Arizona (+2), Missouri (+3), Montana (+4) and West Virginia (+23)



## SENATE

### Republicans Hold Slight Edge on Generic Ballot in Key Blue States

- Despite net positive approval ratings for many incumbents, a plurality of voters across key Senate states say it is time to elect someone new
- Across key Senate states, Republicans lead in the generic ballot in Democratic Senate held seats like Florida, Indiana, Missouri, Montana, North Dakota, and West Virginia
- Despite security issues being the top policy issue for Republicans, economy is top of mind for voters across all key Senate states



## HOUSE

### Enthusiasm Gap With Democrats Performing Better In Dark Blue Districts Than Republicans In Dark Red Districts

- Lean blue districts are less favorable to Trump compared to favorability levels in lean red districts
- Trump's approval is underwater by 4 points in toss-up districts
- Generic Democratic candidates in lean blue districts have a much wider lead than Republicans in lean red districts

## POLITICAL INTELLIGENCE

# 2018 Midterms

---

1

### Trump Approval

What voters think about POTUS

2

### Generic Congressional Ballot

What voters think about control of the House and Senate

3

### Approval and Reelection by Incumbent

What voters think about key officials

4

### Top Policy Issues

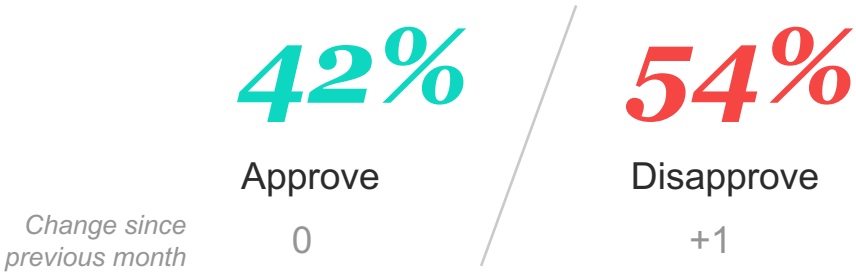
What voters prioritize at the polls

# Trump Approval

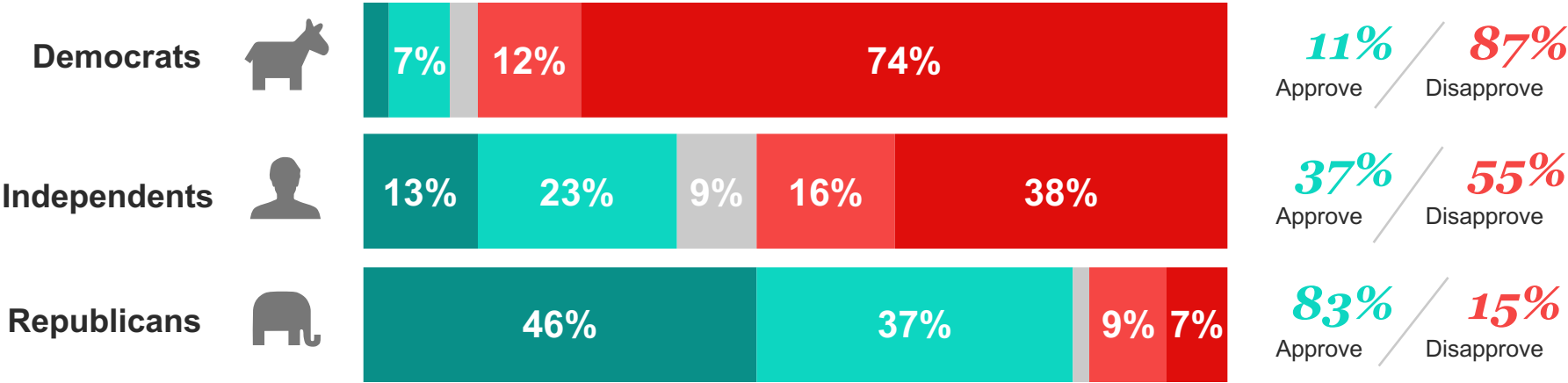
2018 MIDTERMS

## Trump Approval by Party

All Voters



● Strongly Approve ● Somewhat Approve ● Don't Know / No Opinion ● Somewhat Disapprove ● Strongly Disapprove



























# Trump Approval

## 2018 MIDTERMS

### Trump Net Approval in Competitive Senate States<sup>1</sup>

State	 All () <sup>1</sup>	 Dem.	 Ind.	 Rep.	State	 All () <sup>1</sup>	 Dem.	 Ind.	 Rep.
 AZ	2 (+2)	-76	-4	70	 ND	-6 (-5)	-78	-17	65
 FL	-2 (-1)	-73	-10	71	 OH	-6 (-1)	-72	-15	71
 IN	-1 (0)	-74	-14	69	 PA	-6 (0)	-67	-21	63
 MO	3 (+1)	-74	-7	73	 VA	-9 (-1)	-79	-17	69
 MT	4 (+5)	-80	1	84	 WV	23 (+2)	-42	19	79
 NV	-9 (-2)	-78	-16	73	 WI	-15 (-1)	-81	-20	67

 Clinton won state in 2016 presidential election

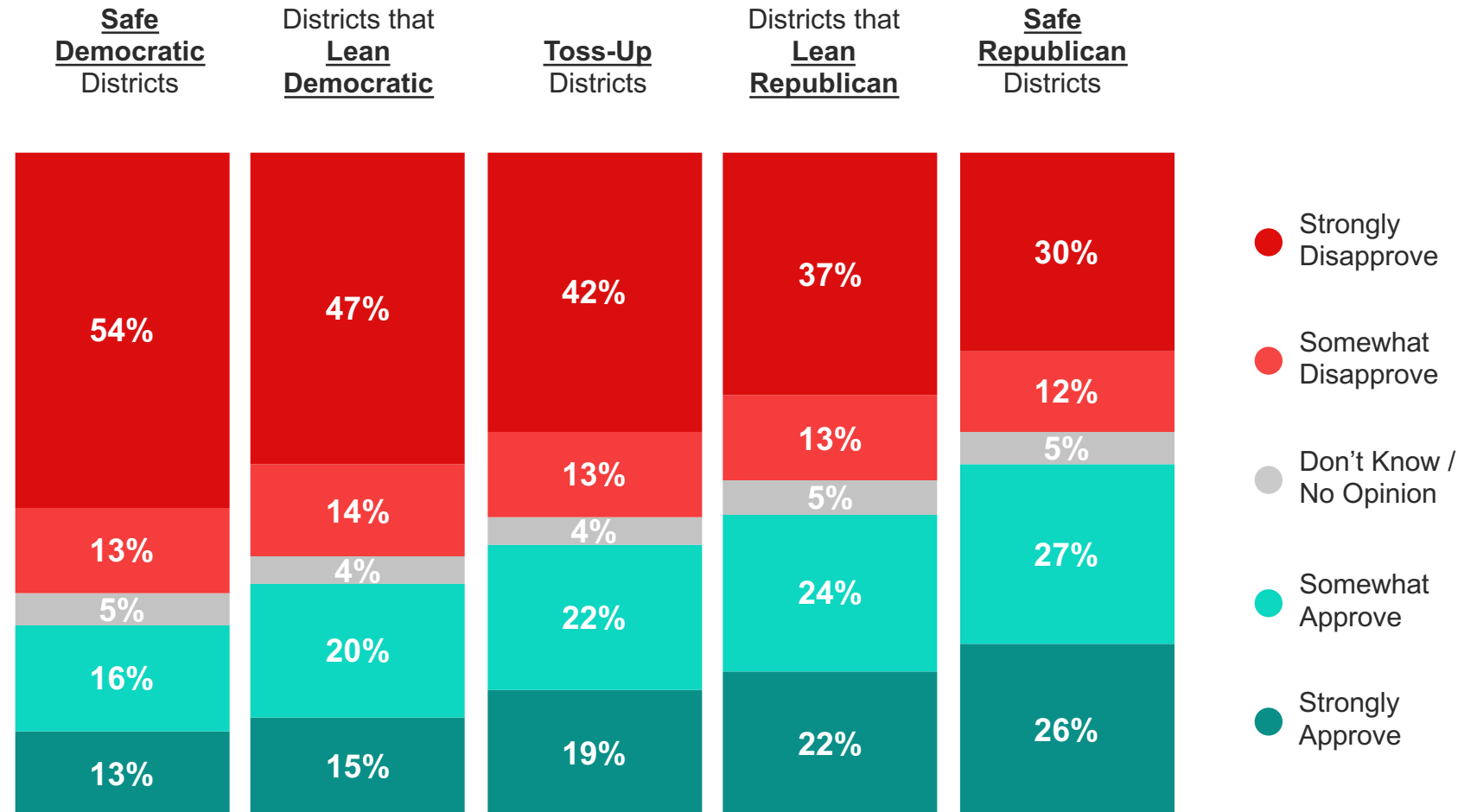
 Trump won state in 2016 presidential election

<sup>1</sup> Change since previous month

# Trump Approval

## 2018 MIDTERMS

### Trump Approval by Congressional District Competitiveness<sup>1</sup>



<sup>1</sup> Tossup = +5 R PVI to +5 D PVI, Lean D = 6-10 D PVI, Lean R = 6-10 R PVI, Safe R = + 10 R PVI, Safe D = + 10 D PVI

## POLITICAL INTELLIGENCE

# 2018 Midterms

---

1

### Trump Approval

What voters think about POTUS

2

### Generic Congressional Ballot

What voters think about control of the House and Senate

3

### Approval and Reelection by Incumbent

What voters think about key officials

4

### Top Policy Issues

What voters prioritize at the polls

## Generic Congressional Ballot

2018 MIDTERMS

### Generic Congressional Ballot Among All Americans

All Voters

40%

Democratic  
Candidate

Change since  
previous month

0

35%

Republican  
Candidate

0

● Democratic  
Candidate    ● Don't Know /  
No Opinion    ● Republican  
Candidate

Democrats



89%

9%

Independents



25%

55%

20%

Republicans



11%







86%










# Generic Congressional Ballot


## 2018 MIDTERMS

### Generic Congressional Ballot in Competitive Senate States<sup>1</sup>

State	Dem. Candidate	Rep. Candidate
 AZ	34% (0)	40% (+1)
 FL	37% (0)	38% (0)
 IN	34% (0)	39% (0)
 MO	33% (+1)	38% (0)
 MT	37% (-3)	42% (+2)
 NV	38% (0)	36% (-1)

State	Dem. Candidate	Rep. Candidate
 ND	30% (-8)	38% (-3)
 OH	38% (0)	36% (0)
 PA	39% (0)	38% (0)
 VA	39% (-1)	36% (-1)
 WV	29% (+1)	43% (-2)
 WI	40% (+1)	35% (-1)

 Democrat holds Senate  
seat opening in 2018

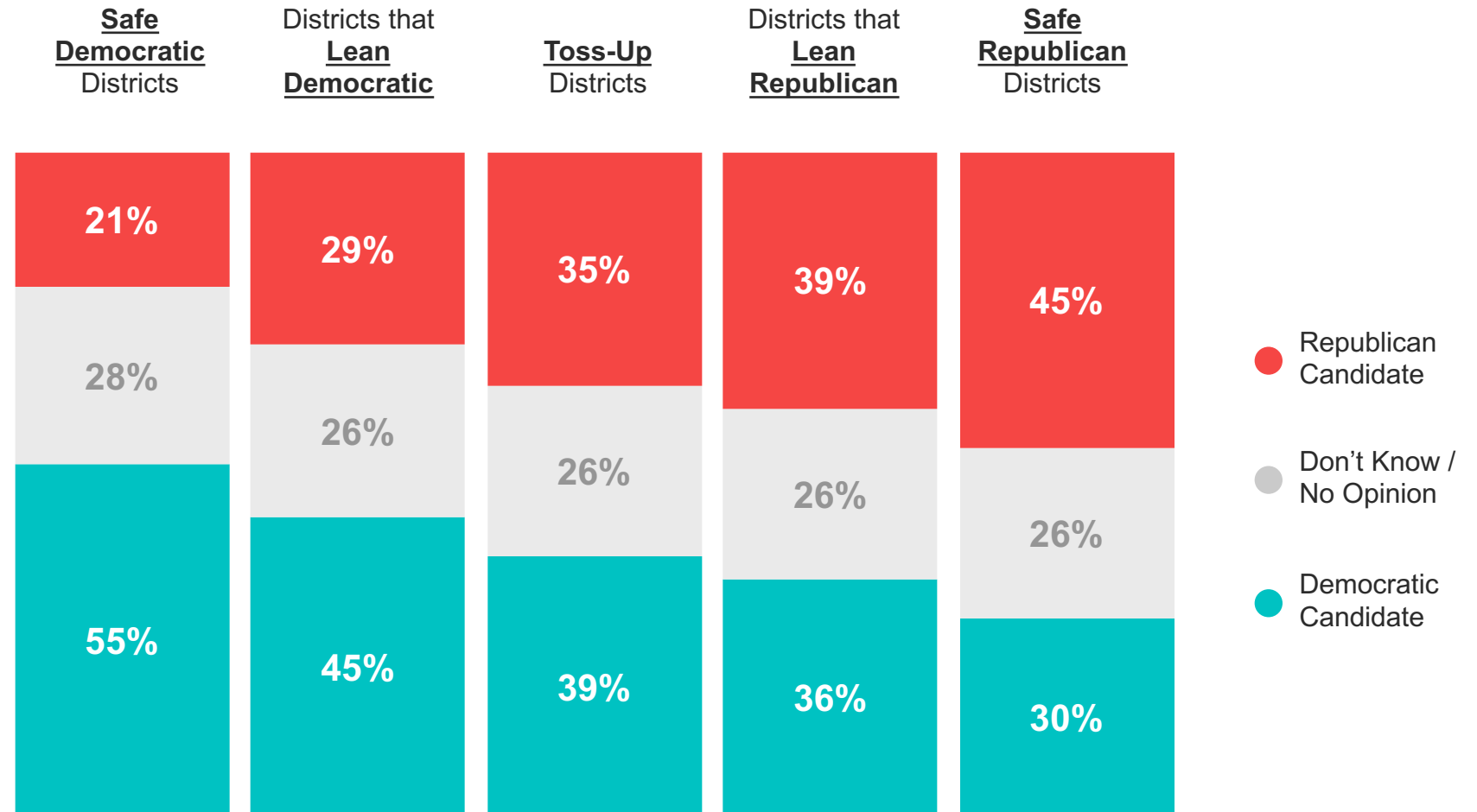
 Republican holds Senate  
seat opening in 2018

<sup>1</sup> Change since previous month

## Generic Congressional Ballot

2018 MIDTERMS

## Generic Congressional Ballot by Congressional District Competitiveness<sup>1</sup>



<sup>1</sup> Tossup = +5 R PVI to +5 D PVI, Lean D = 6-10 D PVI, Lean R = 6-10 R PVI, Safe R = + 10 R PVI, Safe D = + 10 D PVI

## POLITICAL INTELLIGENCE

# 2018 Midterms

---

1

### Trump Approval

What voters think about POTUS

2

### Generic Congressional Ballot

What voters think about control of the House and Senate

3

### Approval and Reelection by Incumbent

What voters think about key officials

4

### Top Policy Issues

What voters prioritize at the polls











# Approval and Reelection by Incumbent

## 2018 MIDTERMS

# Approval and Reelection by Incumbent, in Competitive Senate States<sup>1</sup>

Do you **approve or disapprove**  
of the job [Senator] is doing?

Do you think [Senator]  
**deserves reelection?**

Senator	 Approve	 Disapprove	 Deserves Reelection	 Time for New Person
Bill Nelson (D-FL) 	46% (-1)	31% (+2)	31% (0)	46% (0)
Joe Donnelly (D-IN) 	41% (-1)	34% (+2)	30% (-1)	43% (+2)
Tina Smith (D-MN) 	34% (+1)	20% (-1)	25% (+1)	30% (-1)
Claire McCaskill (D-MO) 	38% (-1)	45% (+1)	29% (-1)	53% (0)
Jon Tester (D-MT) 	54% (-2)	34% (+1)	43% (-4)	43% (+1)
Heidi Heitkamp (D-ND) 	44% (+3)	42% (+3)	35% (-1)	49% (+1)

<sup>1</sup> Change since previous month












# Approval and Reelection by Incumbent

## 2018 MIDTERMS

### Approval and Reelection by Incumbent, in Competitive Senate States<sup>1</sup>

Do you **approve** or **disapprove**  
of the job [Senator] is doing?

Do you think [Senator]  
**deserves reelection**?

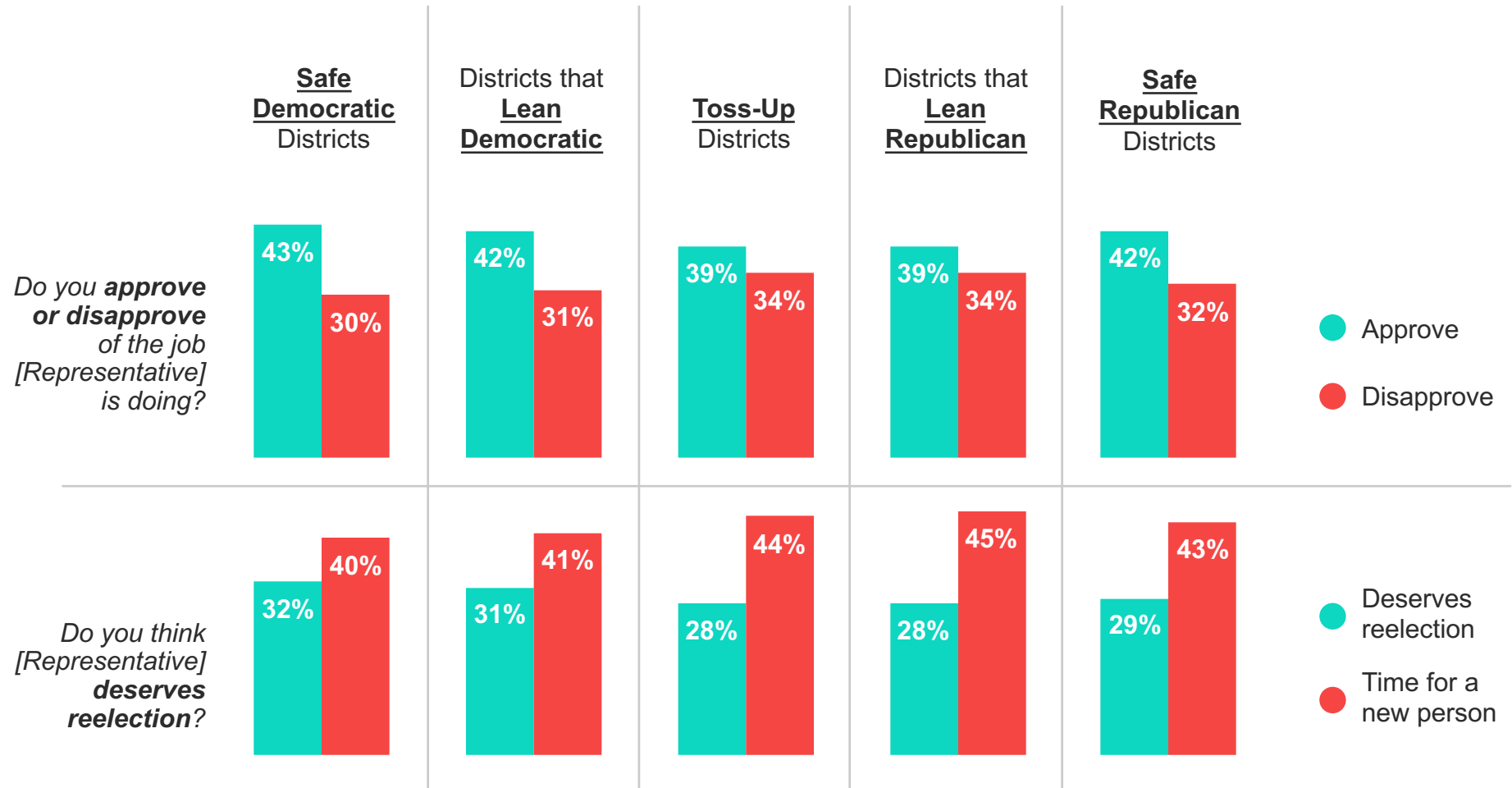
Senator				
	Approve	Disapprove	Deserves Reelection	Time for New Person
<b>Dean Heller</b> (R-NV) 	<b>38%</b> (-1)	<b>40%</b> (0)	<b>25%</b> (-1)	<b>50%</b> (0)
<b>Sherrod Brown</b> (D-OH) 	<b>45%</b> (-5)	<b>29%</b> (+4)	<b>32%</b> (-1)	<b>42%</b> (+1)
<b>Bob Casey</b> (D-PA) 	<b>41%</b> (+1)	<b>33%</b> (+1)	<b>30%</b> (-1)	<b>45%</b> (+1)
<b>Tammy Baldwin</b> (D-WI) 	<b>40%</b> (0)	<b>42%</b> (0)	<b>34%</b> (0)	<b>48%</b> (+1)
<b>Joe Manchin</b> (D-WV) 	<b>41%</b> (-2)	<b>46%</b> (-2)	<b>32%</b> (-2)	<b>53%</b> (+6)

<sup>1</sup> Change since previous month

# Approval and Reelection by Incumbent

## 2018 MIDTERMS

### Approval and Reelection by Incumbent, by Congressional District Competitiveness<sup>1</sup>



<sup>1</sup> Tossup = +5 R PVI to +5 D PVI, Lean D = 6-10 D PVI, Lean R = 6-10 R PVI, Safe R = + 10 R PVI, Safe D = + 10 D PVI

## POLITICAL INTELLIGENCE

# 2018 Midterms

---

1

### Trump Approval

What voters think about POTUS

2

### Generic Congressional Ballot

What voters think about control of the House and Senate

3

### Approval and Reelection by Incumbent

What voters think about key officials

4

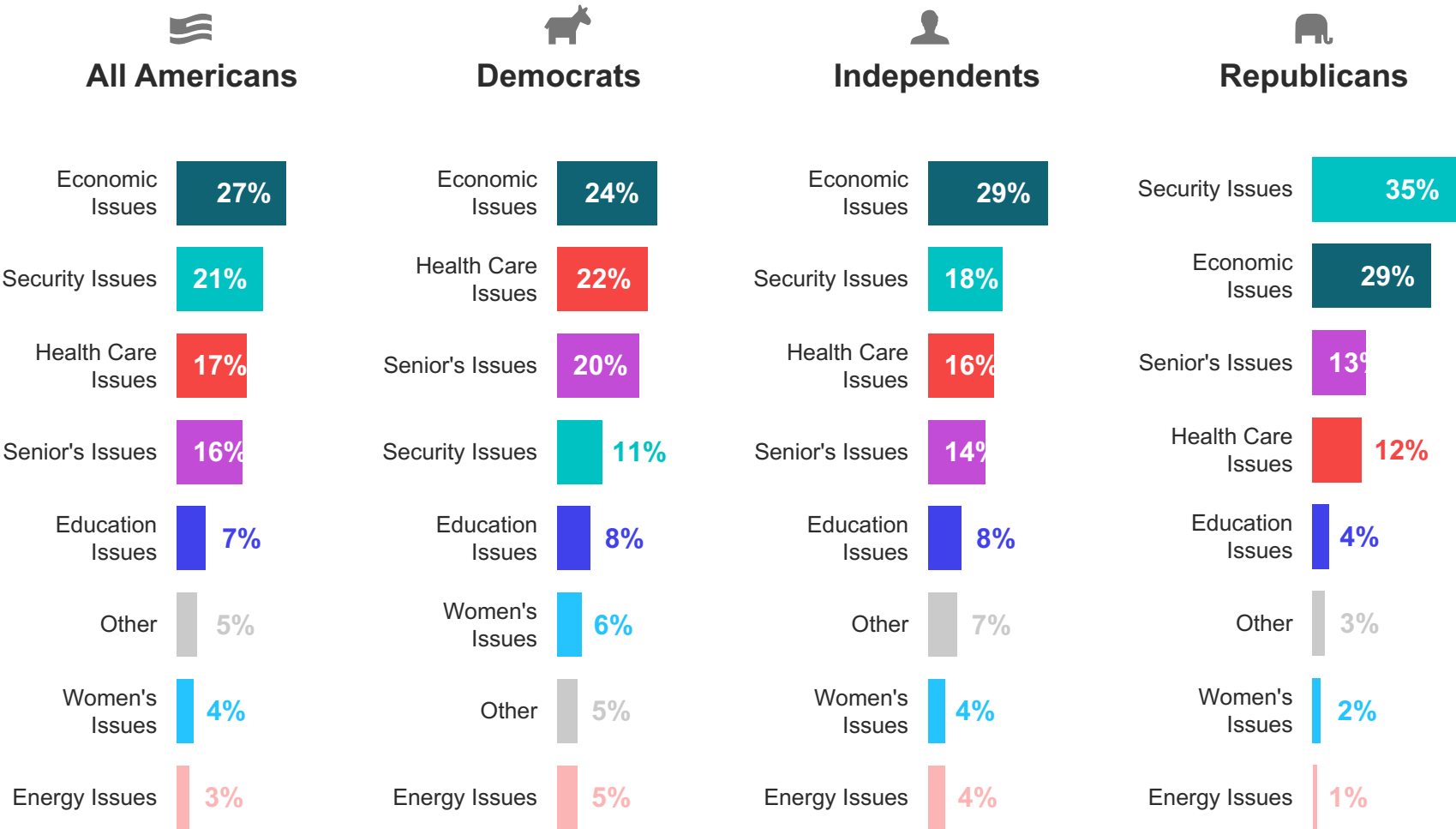
### Top Policy Issues

What voters prioritize at the polls

# Top Policy Issues

2018 MIDTERMS

## Top Policy Issues Among All Voters



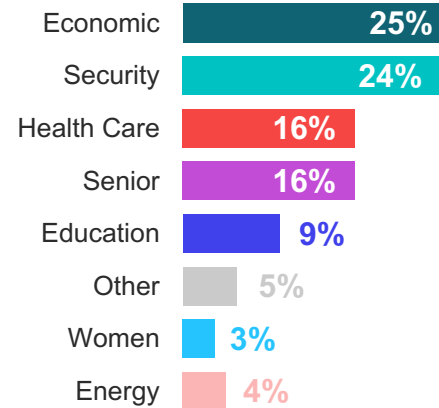


# Top Policy Issues

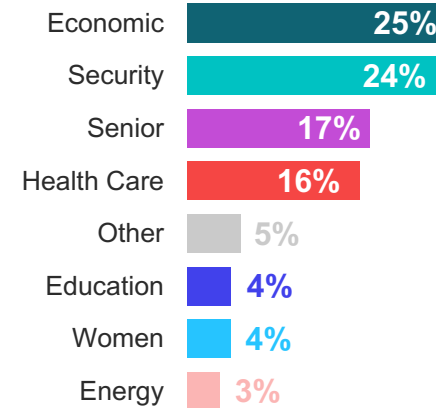
## 2018 MIDTERMS

### Top Policy Issues in Competitive Senate States

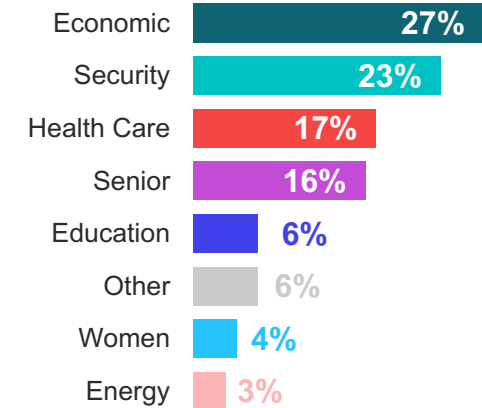
#### Arizona



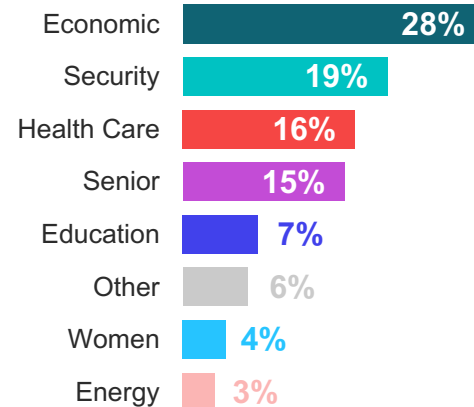
#### Florida



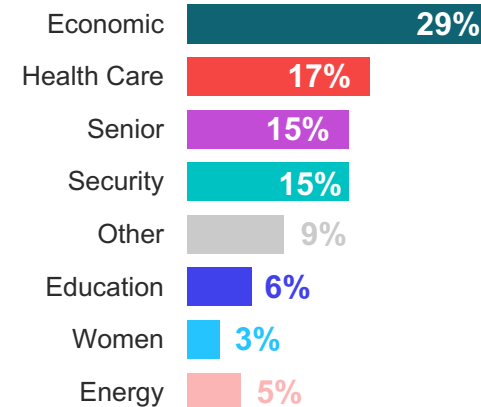
#### Indiana



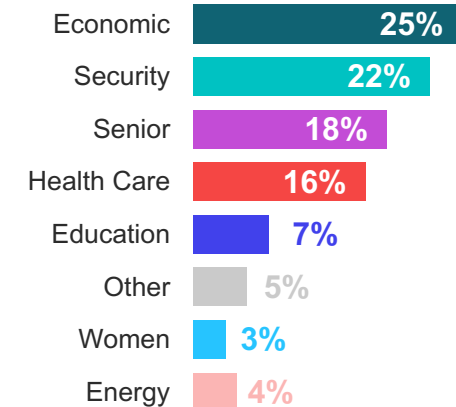
#### Missouri



#### Montana



#### Nevada

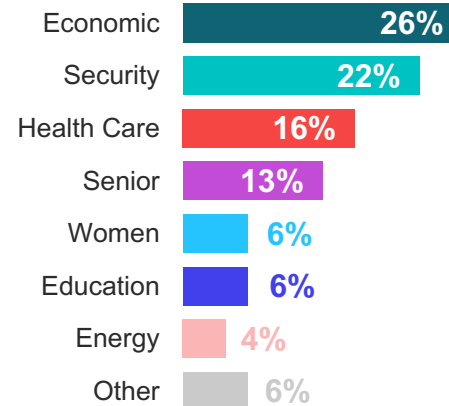


# Top Policy Issues

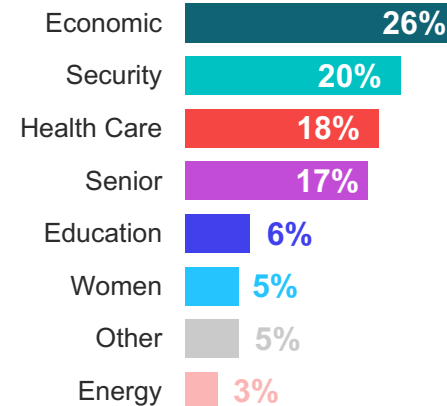
## 2018 MIDTERMS

### Top Policy Issues in Competitive Senate States

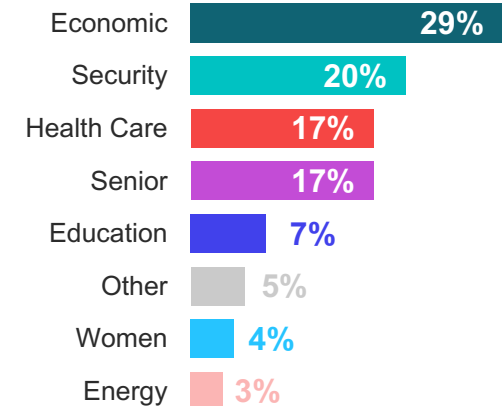
#### North Dakota



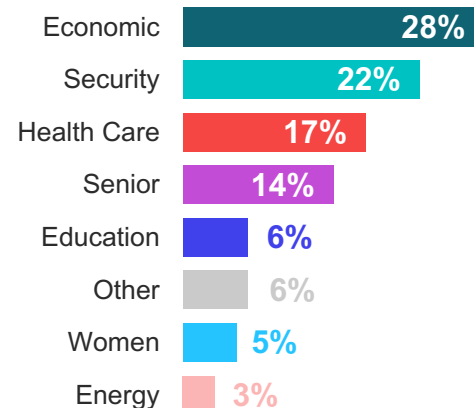
#### Ohio



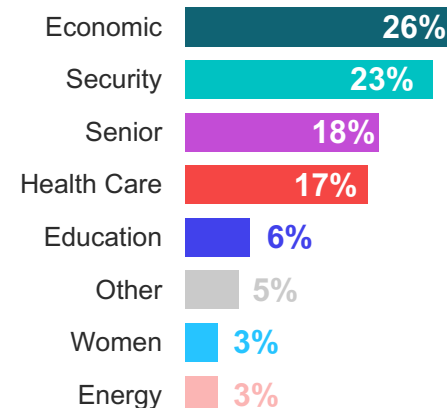
#### Pennsylvania



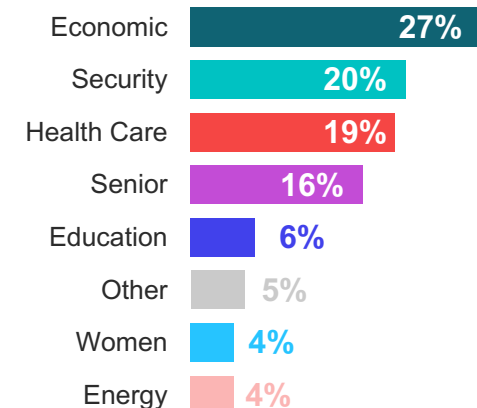
#### Virginia



#### West Virginia



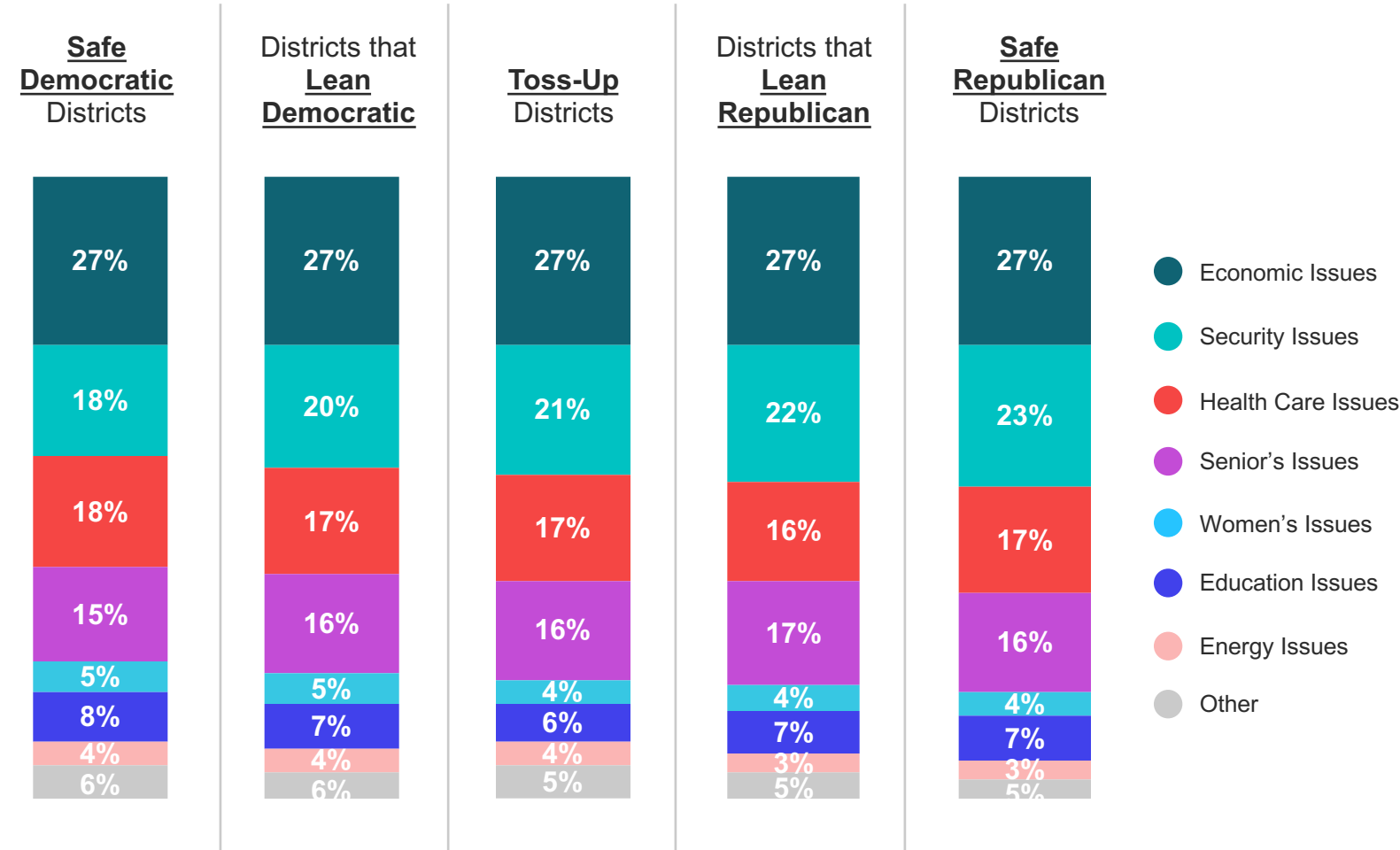
#### Wisconsin



# Top Policy Issues

2018 MIDTERMS

## Top Policy Issues by Congressional District Competitiveness<sup>1</sup>



<sup>1</sup> Tossup = +5 R PVI to +5 D PVI, Lean D = 6-10 D PVI, Lean R = 6-10 R PVI, Safe R = + 10 R PVI, Safe D = + 10 D PVI

## For More Information



**Business Development**  
[sales@morningconsult.com](mailto:sales@morningconsult.com)



**Press Inquiries**  
[press@morningconsult.com](mailto:press@morningconsult.com)

### Methodology

*The results are compiled from surveys with more than 275,000 registered voters across the U.S. from February 1, 2018 to April 30, 2018. The data were weighted to approximate a target sample of registered voters based on age, race/ethnicity, gender, educational attainment, and region. Respondents in each state answered questions specific to their Senators.*



