

POLITICAL INTELLIGENCE /

2020 Primaries / (2.12.19)

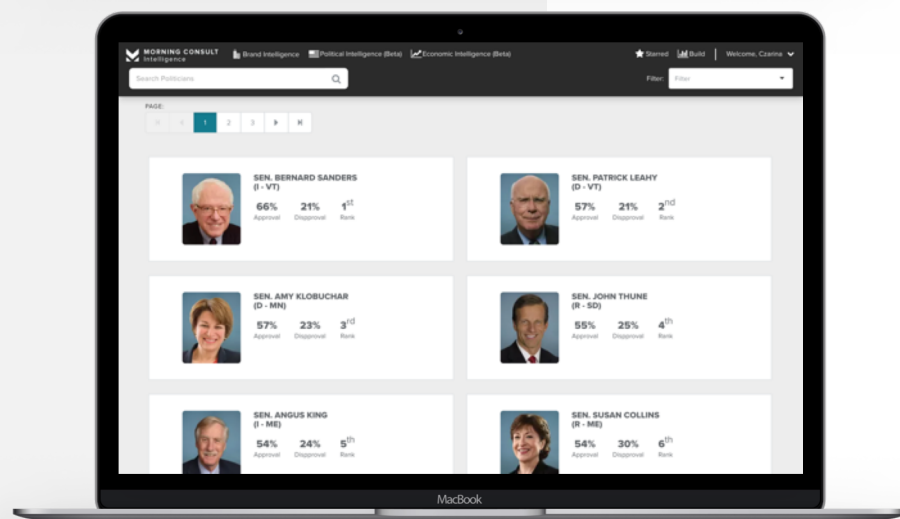
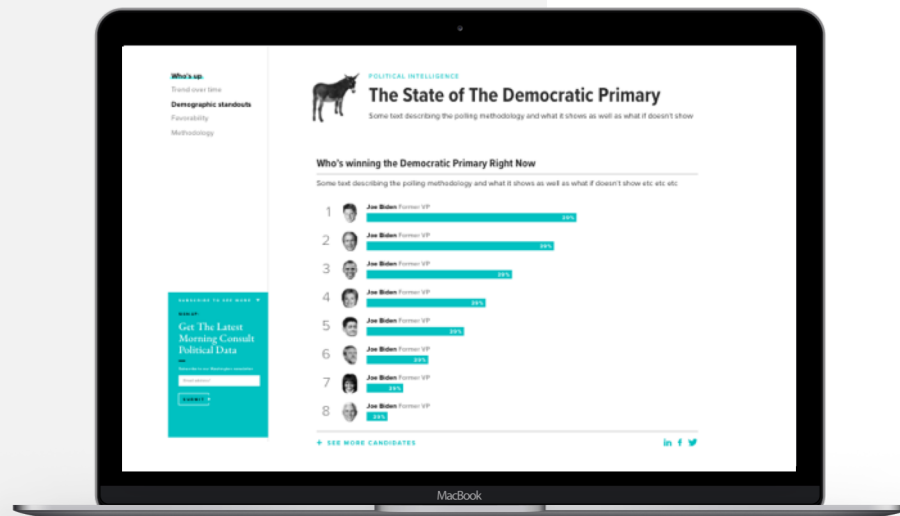


POLITICAL INTELLIGENCE /

Morning Consult is setting a new standard for survey research.

On a daily basis, Morning Consult interviews over 5,000 registered voters across the United States. Along with 2020 presidential election data, Political Intelligence tracks the approval and electability for all governors, senators, House members, the President, and more at the national, state and congressional district level.

Each week, this report will use that data to deliver key new insights on where voters stand.



**SIGN UP TO RECEIVE THIS
REPORT EACH WEEK**

CLICK HERE TO SIGN UP

METHODOLOGY /

This week's report features surveys with registered voters conducted from February 4, 2019 to February 10, 2019. The interviews were weighted to approximate a target sample of registered voters based on age, race/ethnicity, gender, educational attainment, and region.

Which Candidates Have Momentum in Early Primary States?

We have included an 'Early Primary States' demographic throughout this report to showcase who has momentum going into the primary elections and caucuses. The numbers are aggregated among voters who live in Iowa, New Hampshire, South Carolina, or Nevada.

About Our Democratic Primary Results

Our Democratic Primary results are reported using 11,627 interviews with registered voters who indicate they may vote in the Democratic primary or caucus in their state. For those who say don't know or no opinion, they are asked to pick a candidate they are leaning towards. Results are reported among first choice and those who lean towards a candidate. The margin of error for potential Democratic primary voters is +/- 1%.

About Our Republican Primary Results

Our Republican Primary results are reported using 10,685 interviews with registered voters who indicate they may vote in a Republican primary or caucus in their state. The margin of error for potential Republican primary voters is +/- 1%.

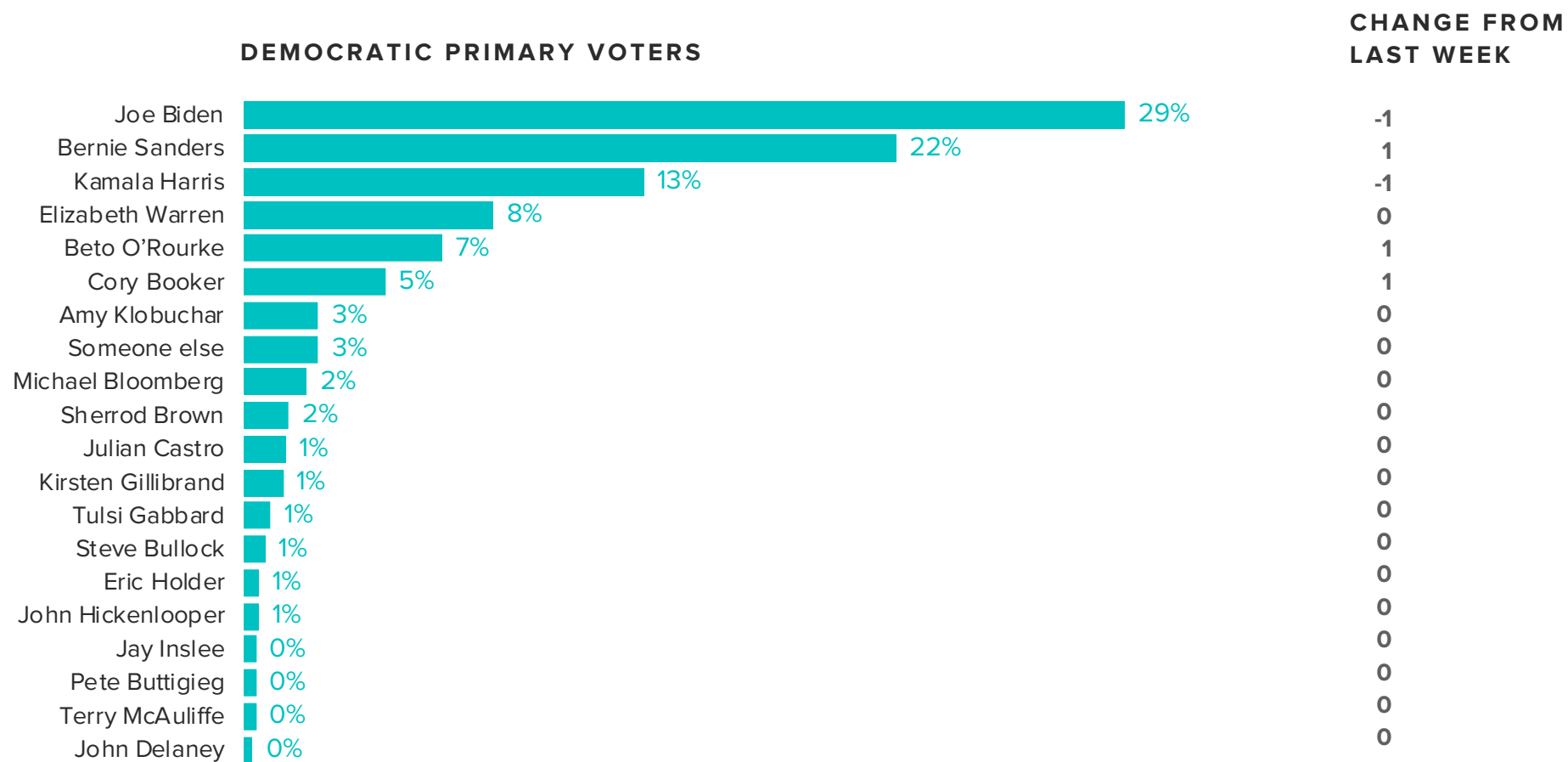
KEY TAKEAWAYS / 02.12.19

1. **Joe Biden Leads the Pack** – Joe Biden receives 29% of the vote, followed by Bernie Sanders who receives 22% and Kamala Harris who comes in third at 13%.
2. **Biden Leads In Early Primary States** – Joe Biden receives 33% of the vote among voters living in Iowa, New Hampshire, South Carolina or Nevada.
3. **Second Choice** – Joe Biden and Bernie Sanders are consistently the top second choice for the Democratic nomination.
4. **Candidate Coalitions** – Among the top 5 candidates, Bernie Sanders has the youngest average aged voter (41), while Biden has the oldest (52).
5. **GOP Primary Challenger** – 20% of GOP primary voters support a challenger to Trump.

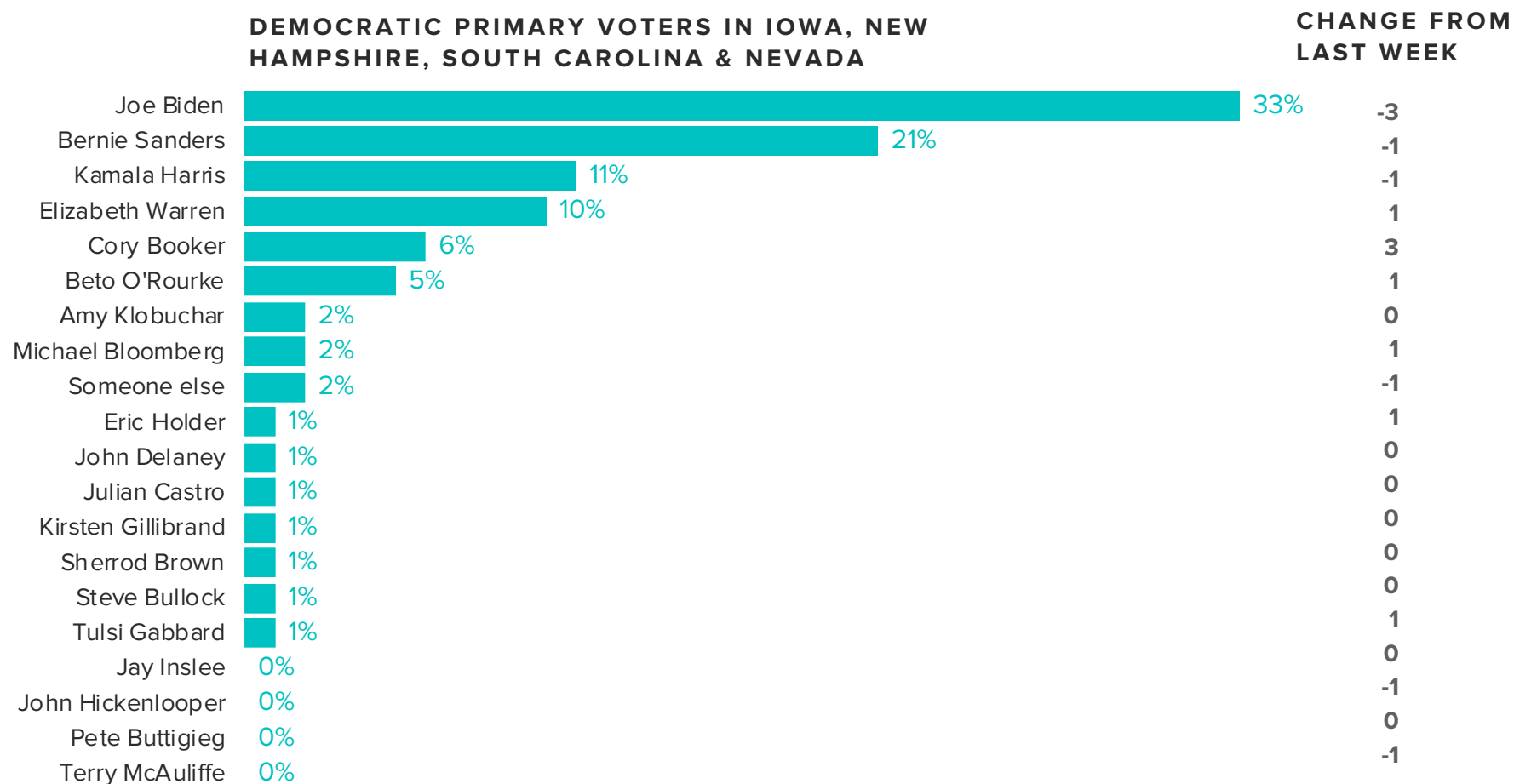
THE DEMOCRATIC PRIMARY /

Who is leading among Democratic primary voters nationwide, among key coalitions, and in early primary states

WHO'S LEADING THE DEMOCRATIC PRIMARY / ALL DEMOCRATIC PRIMARY VOTERS



WHO'S LEADING THE DEMOCRATIC PRIMARY / EARLY PRIMARY STATES



WHO'S LEADING THE DEMOCRATIC PRIMARY / SECOND CHOICE

Respondents are asked who their second choice would be in the Democratic primary.
Here are where the supporters for the top candidates would go next.

FIRST CHOICE	BIDEN (29%)	SANDERS (22%)	HARRIS (13%)	WARREN (8%)	O'ROURKE (7%)
SECOND CHOICE	Sanders (23%) Harris (15%) Warren (9%)	Biden (26%) Warren (16%) Harris (7%)	Biden (20%) O'Rourke (14%) Booker (13%)	Sanders (25%) Harris (14%) Biden (13%)	Sanders (20%) Biden (18%) Harris (14%)

WHO'S LEADING THE DEMOCRATIC PRIMARY / CANDIDATE COALITIONS

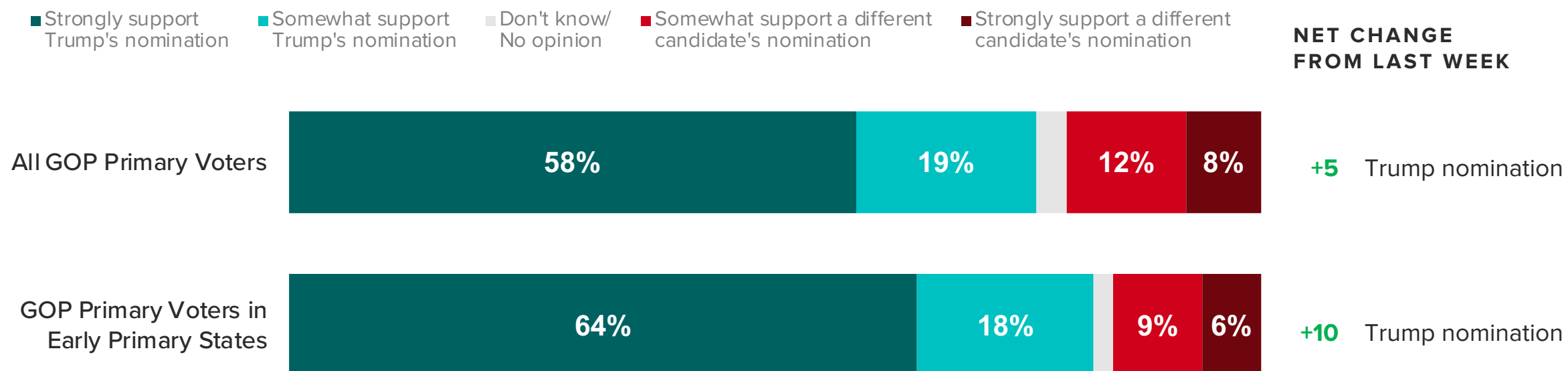
The analysis below provides a snapshot of the make-up of the top contenders' voter coalitions. For example, 19% of Biden's supporters are under 30 years-old.

	BIDEN	SANDERS	HARRIS	WARREN	O'ROURKE
Average Age of Supporters	52	41	51	49	47
% <30 years-old	19%	44%	18%	26%	28%
% 65+ years-old	30%	12%	25%	24%	20%
% Male	44%	50%	43%	41%	49%
% Black	23%	20%	28%	14%	12%
% Hispanic	13%	23%	17%	15%	28%
% College+	39%	32%	50%	46%	47%
% Trump App	8%	10%	3%	5%	6%
% \$100K+	13%	9%	16%	14%	14%
Total N	4251	2992	1741	1229	893

THE GOP PRIMARY /

What the appetite for a Trump primary challenger looks like among key demographics and in early primary states.

THE GOP PRIMARY /



CONTACT



Business Development
BD@MorningConsult.com



News Media
Press@MorningConsult.com

OFFICES

NEW YORK



SAN FRANCISCO



CHICAGO



WASHINGTON



