

POLITICAL INTELLIGENCE /

An abstract graphic featuring two wavy, ribbon-like shapes. The left shape is red and the right shape is teal. Both are composed of many small dots. Black dots are scattered throughout the background, particularly concentrated around the wavy shapes. The overall style is modern and data-driven.

2020 PRIMARIES / 02.19.19

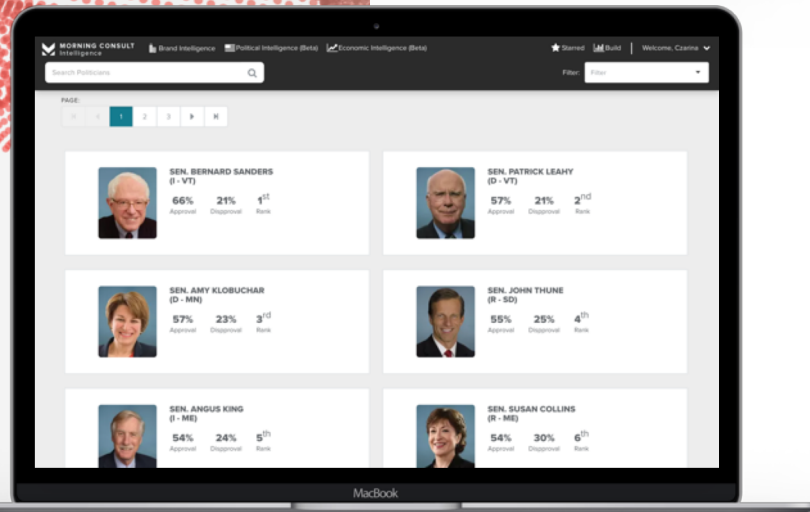
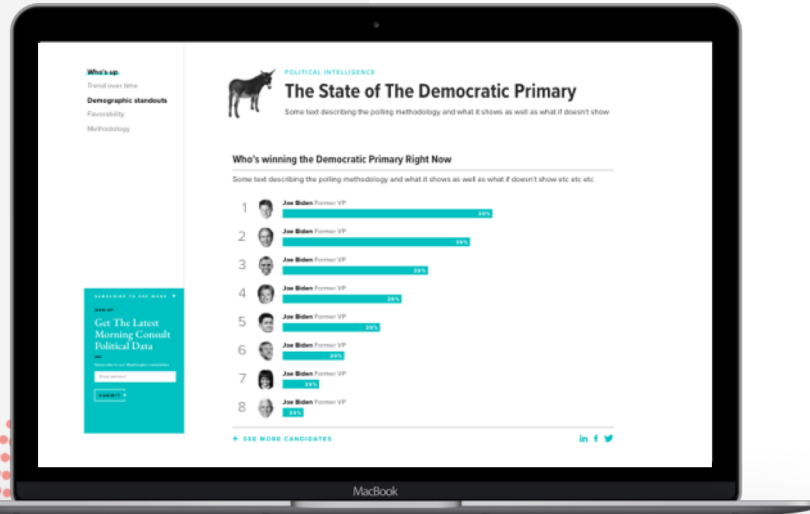
 MORNING CONSULT

POLITICAL INTELLIGENCE /

Morning Consult is setting a new standard for survey research.

On a daily basis, Morning Consult interviews over 5,000 registered voters across the United States. Along with 2020 presidential election data, Political Intelligence tracks the approval and electability for all governors, senators, House members, the President, and more at the national, state, and congressional district level.

Each week, this report will use that data to deliver key new insights on where voters stand.



**SIGN UP TO RECEIVE THIS
REPORT EARLY EACH WEEK**

CLICK HERE TO SIGN UP

KEY TAKEAWAYS / 02.19.19

1. **Joe Biden Leads the Pack** – Joe Biden receives 30% of the vote, followed by Bernie Sanders, who receives 21%, and Kamala Harris who comes in third at 11%.
2. **Biden Leads In Early Primary States** – Joe Biden receives 33% of the vote from voters who live in Iowa, New Hampshire, South Carolina, and Nevada.
3. **Sanders Does Better With Less Tuned-In Voters** – Among voters who aren't at all interested in politics, Sanders gets 31% of the vote. Among those who are extremely interested, he gets just 16%.
4. **Support for a GOP Primary Challenger by Age** – 32% of 18-29 year-old GOP primary voters support a challenger to Trump, the highest share of any age group.



METHODOLOGY /

This week's report features surveys with registered voters conducted from February 11, 2019 to February 17, 2019. The interviews were conducted online and the data were weighted to approximate a target sample of registered voters based on age, race/ethnicity, gender, educational attainment, and region.

Which Candidates Have Momentum in Early Primary States?

We have included an 'Early Primary States' demographic throughout this report to showcase who has momentum going into the primary elections. The numbers reflect voters who live in Iowa, New Hampshire, South Carolina, and Nevada.

About our Democratic Primary Results

Our Democratic primary results are reported using 15,383 interviews with registered voters who indicate they may vote in the Democratic primary or caucus. Those who say don't know or no opinion are asked to pick a candidate they are leaning towards, which are factored into the results. The margin of error for potential Democratic primary voters is +/- 1%.

About our Republican Primary Results

Our Republican Primary results are reported using 13,974 interviews with registered voters who indicate they may vote in a Republican primary or caucus. The margin of error for potential Republican primary voters is +/- 1%.

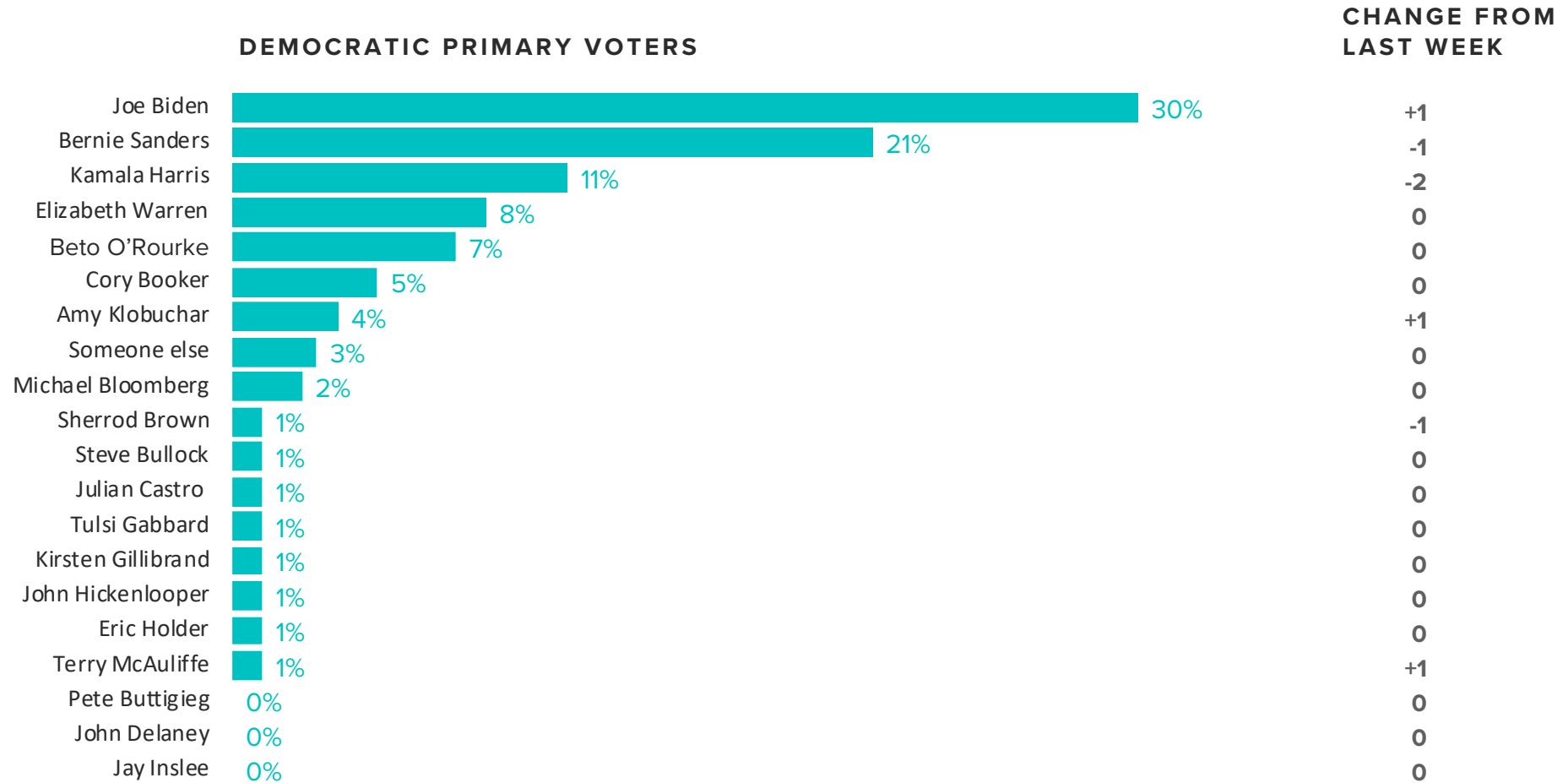


THE DEMOCRATIC PRIMARY /

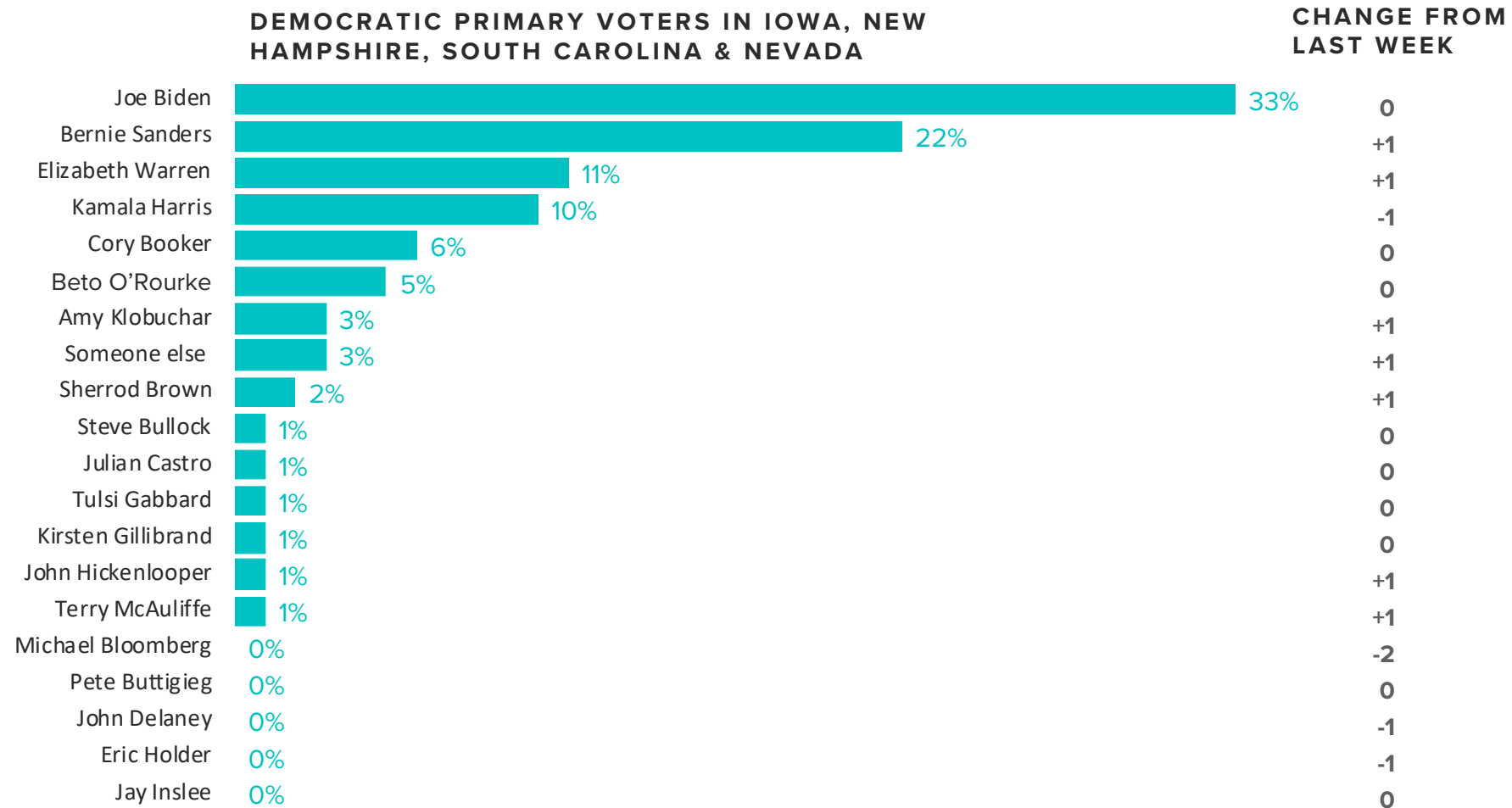
Who is leading among Democratic primary voters nationwide, among key coalitions, and in early primary states.



WHO'S LEADING THE DEMOCRATIC PRIMARY / ALL DEMOCRATIC PRIMARY VOTERS



WHO'S LEADING THE DEMOCRATIC PRIMARY / EARLY PRIMARY STATES



WHO'S LEADING THE DEMOCRATIC PRIMARY / SECOND CHOICE

Respondents are asked who their second choice would be in the Democratic primary.
Here are where the supporters for the top candidates would go next.

FIRST CHOICE	BIDEN (30%)	SANDERS (21%)	HARRIS (11%)	WARREN (8%)	O'ROURKE (7%)
SECOND CHOICE	<div><div>↓</div><div>Sanders (24%)</div><div>Harris (11%)</div><div>Warren (10%)</div></div>	<div><div>↓</div><div>Biden (26%)</div><div>Warren (16%)</div><div>O'Rourke (6%)</div></div>	<div><div>↓</div><div>Biden (19%)</div><div>Warren (13%)</div><div>Sanders (11%)</div></div>	<div><div>↓</div><div>Sanders (22%)</div><div>Biden (18%)</div><div>Harris (13%)</div></div>	<div><div>↓</div><div>Biden (20%)</div><div>Sanders (18%)</div><div>Harris (13%)</div></div>



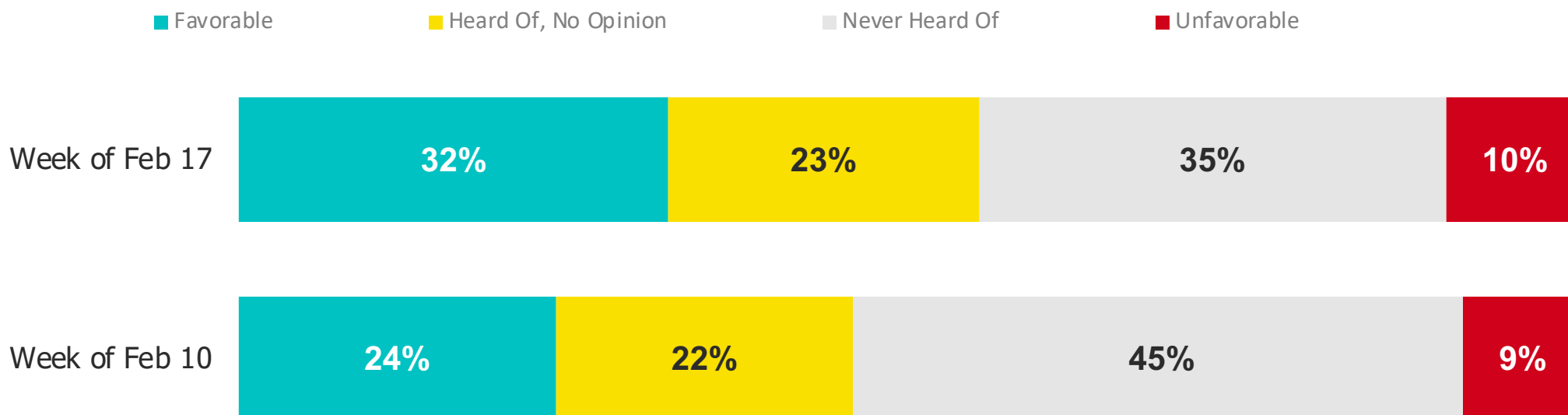
WHO'S LEADING THE DEMOCRATIC PRIMARY / BY POLITICAL INTEREST

Potential Democratic primary voters indicated how much interest they have in politics and public affairs. The below table shows the support for candidates, sorted by level of attention.

	Extremely interested In politics	Very interested In politics	Somewhat interested In politics	Not too interested In politics	Not at all interested In politics
Joe Biden	28%	31%	32%	30%	26%
Bernie Sanders	16%	18%	24%	25%	31%
Kamala Harris	16%	13%	8%	9%	7%
Elizabeth Warren	8%	9%	9%	8%	5%
Beto O'Rourke	8%	9%	7%	5%	4%
Cory Booker	6%	6%	4%	5%	3%
Amy Klobuchar	5%	3%	2%	3%	4%

THE DEMOCRATIC PRIMARY / KLOBUCHAR'S FAVORABILITY

Over the last week, Sen. Amy Klobuchar's name recognition among Democratic primary voters rose by 10 percentage points and her favorability rose by 8 percentage points.



THE GOP PRIMARY /

What the appetite for a Trump primary challenger looks like among key demographics and in early primary states.



THE GOP PRIMARY / SUPPORT FOR TRUMP

■ Strongly support Trump's nomination ■ Somewhat support Trump's nomination ■ Don't know/No opinion ■ Somewhat support a different candidate's nomination ■ Strongly support a different candidate's nomination

NET CHANGE FROM LAST WEEK

All GOP Primary Voters



+0 Trump nomination

GOP Primary Voters in Early Primary States

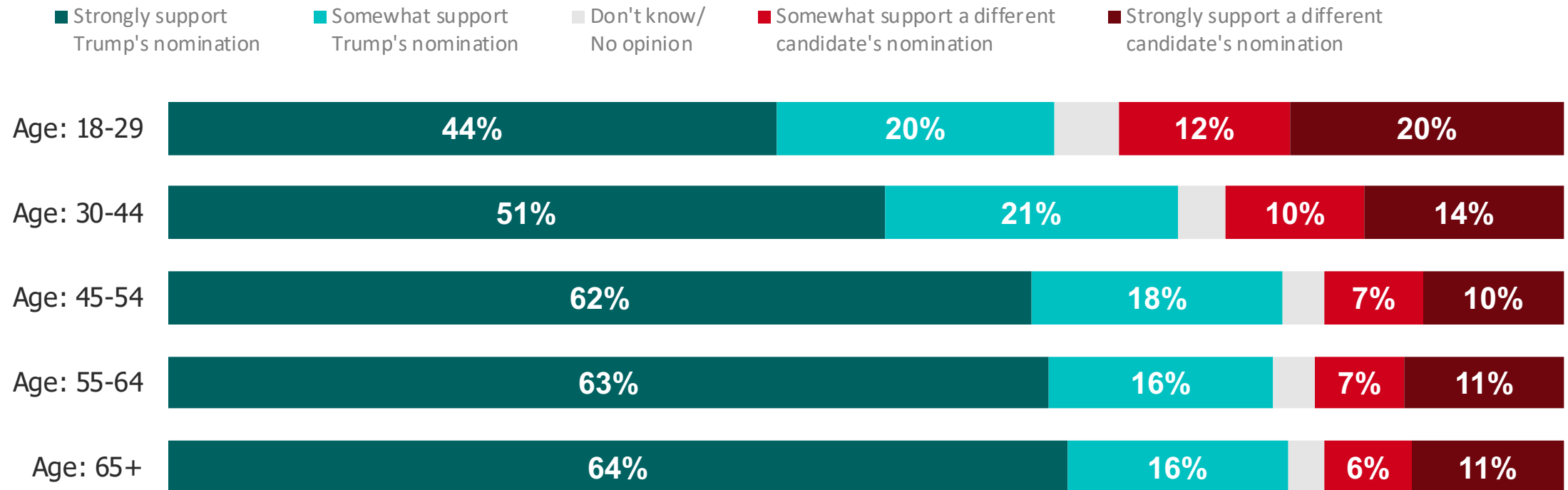


-7 Trump nomination



THE GOP PRIMARY / SUPPORT BY AGE

Among registered voters who may vote in the Republican primary, younger voters are less likely than older ones to support Trump's nomination.



CONTACT



Business Development
BD@MorningConsult.com



News Media
Press@MorningConsult.com

OFFICES

NEW YORK



SAN FRANCISCO



CHICAGO



WASHINGTON



