


# POLITICAL INTELLIGENCE /

2.26.19



2020 PRIMARIES /

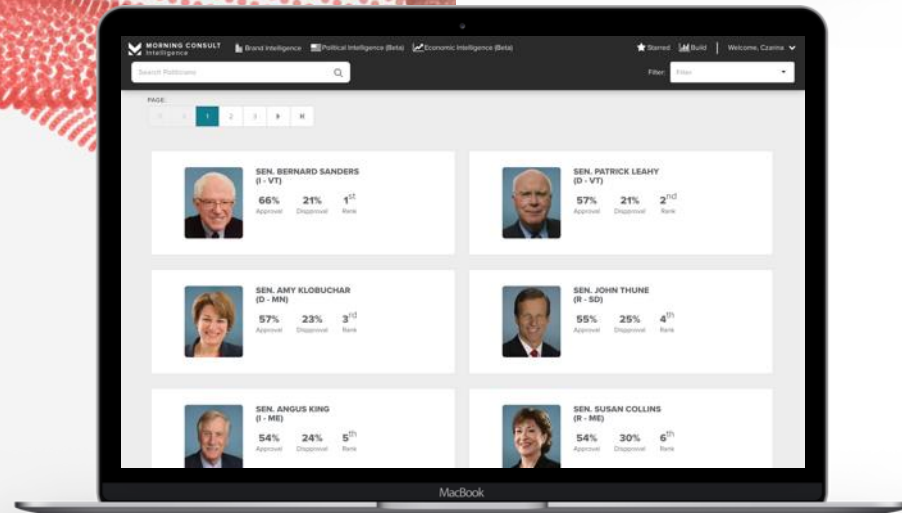
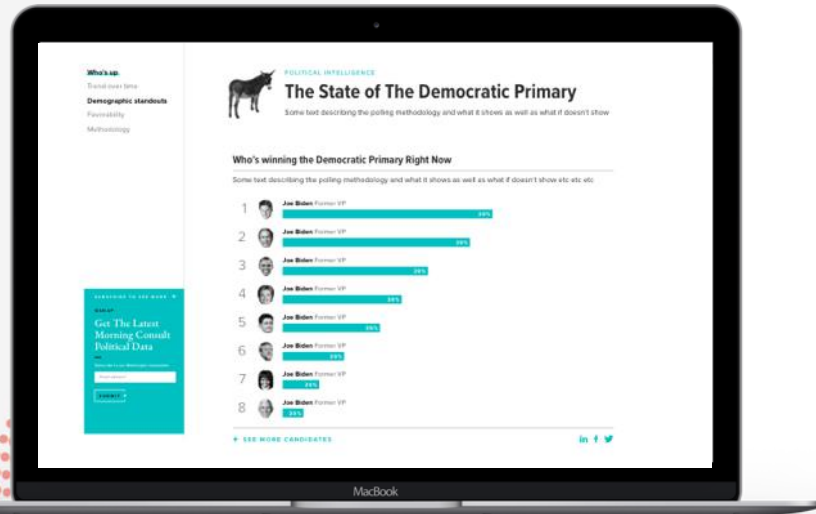
 MORNING CONSULT

# POLITICAL INTELLIGENCE /

Morning Consult is setting a new standard for survey research.

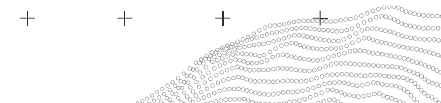
On a daily basis, Morning Consult interviews over 5,000 registered voters across the United States. Along with 2020 presidential election data, Political Intelligence tracks the approval and electability for all governors, senators, House members, the President, and more at the national, state, and congressional district level.

Each week, this report will use that data to deliver key new insights on where voters stand.



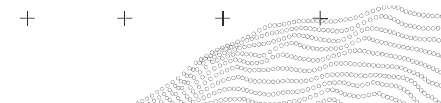
**SIGN UP TO RECEIVE THIS  
REPORT EARLY EACH WEEK**

[CLICK HERE TO SIGN UP](#)



# KEY TAKEAWAYS / 02.26.19

1. **Sanders Jumps Following Announcement** – Following his campaign announcement, Bernie Sanders moved from 21% of the potential Democratic primary vote share to 27%, representing the largest single-week shift for a candidate so far.
2. **Biden's Support Looks Stronger Than Sanders'** – 51% of Democratic voters indicate that Biden is one of their top choices, whereas just 38% say the same about Sanders.
3. **Joe Biden Remains in Front** – Joe Biden receives 29% of the vote, followed by Bernie Sanders, who now receives 27%, and Kamala Harris who comes in third at 10%.
4. **Biden's Age Gap** – Joe Biden has the strongest support with voters 65+ and the least support among younger voters.



# METHODOLOGY /

This week's report features surveys with registered voters conducted from February 18, 2019 to February 24, 2019. The interviews were conducted online and the data were weighted to approximate a target sample of registered voters based on age, race/ethnicity, gender, educational attainment, and region.

## *Which Candidates Have Momentum in Early Primary States?*

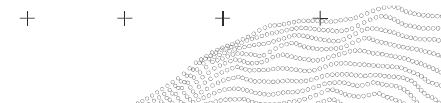
We have included an 'Early Primary States' demographic throughout this report to showcase who has momentum going into the primary elections. The numbers reflect voters who live in Iowa, New Hampshire, South Carolina, and Nevada.

### **About our Democratic Primary Results**

Our Democratic Primary results are reported using 15,642 interviews with registered voters who indicate they may vote in the Democratic primary or caucus. For those who say don't know or no opinion, they are asked to pick a candidate they are leaning towards, which are factored into the results. The margin of error for potential Democratic primary voters is +/- 1%.

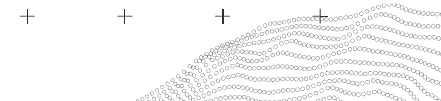
### **About our Republican Primary Results**

Our Republican Primary results are reported using 13,782 interviews with registered voters who indicate they may vote in a Republican primary or caucus. The margin of error for potential Republican primary voters is +/- 1%.

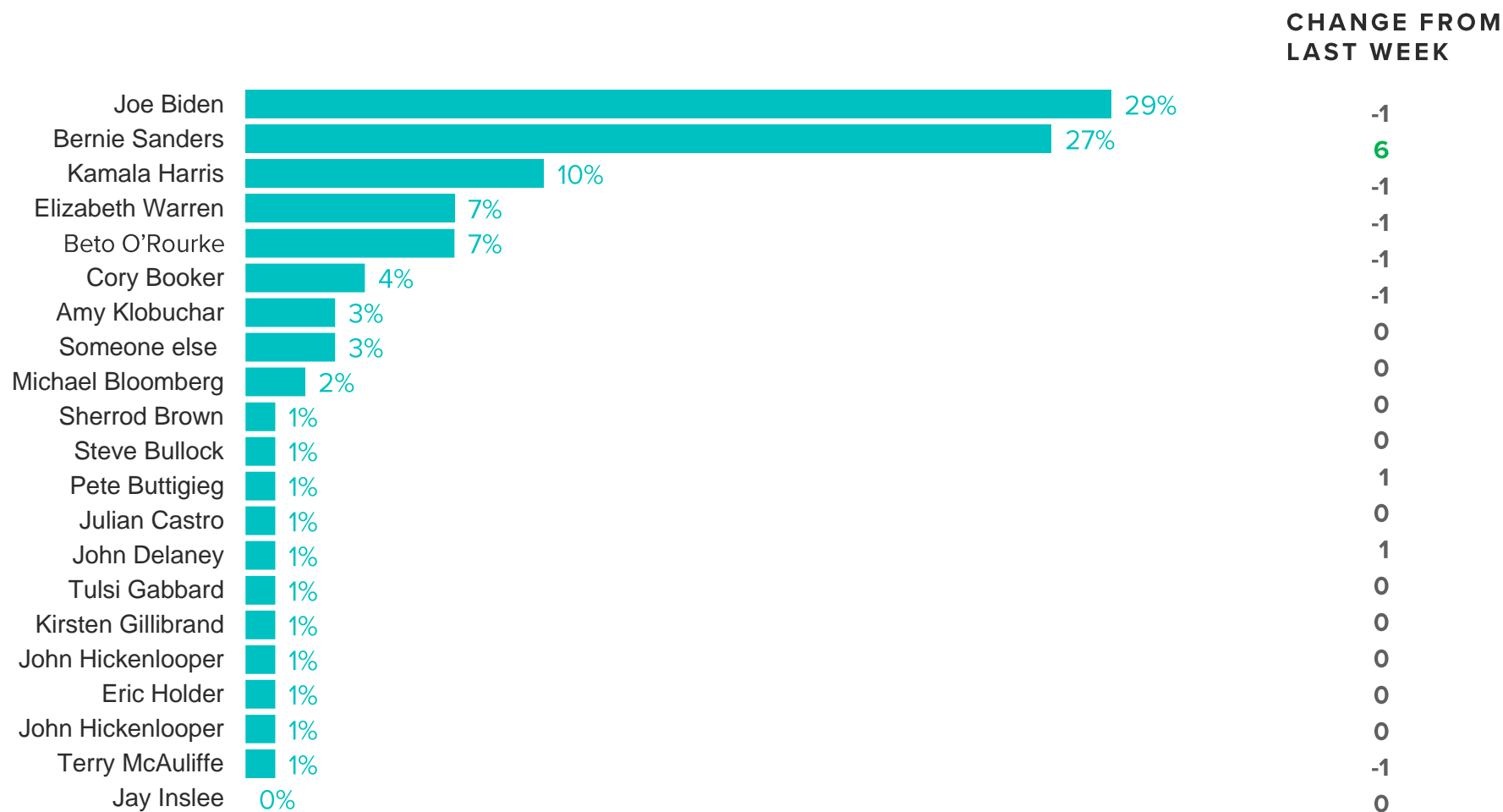


# THE DEMOCRATIC PRIMARY /

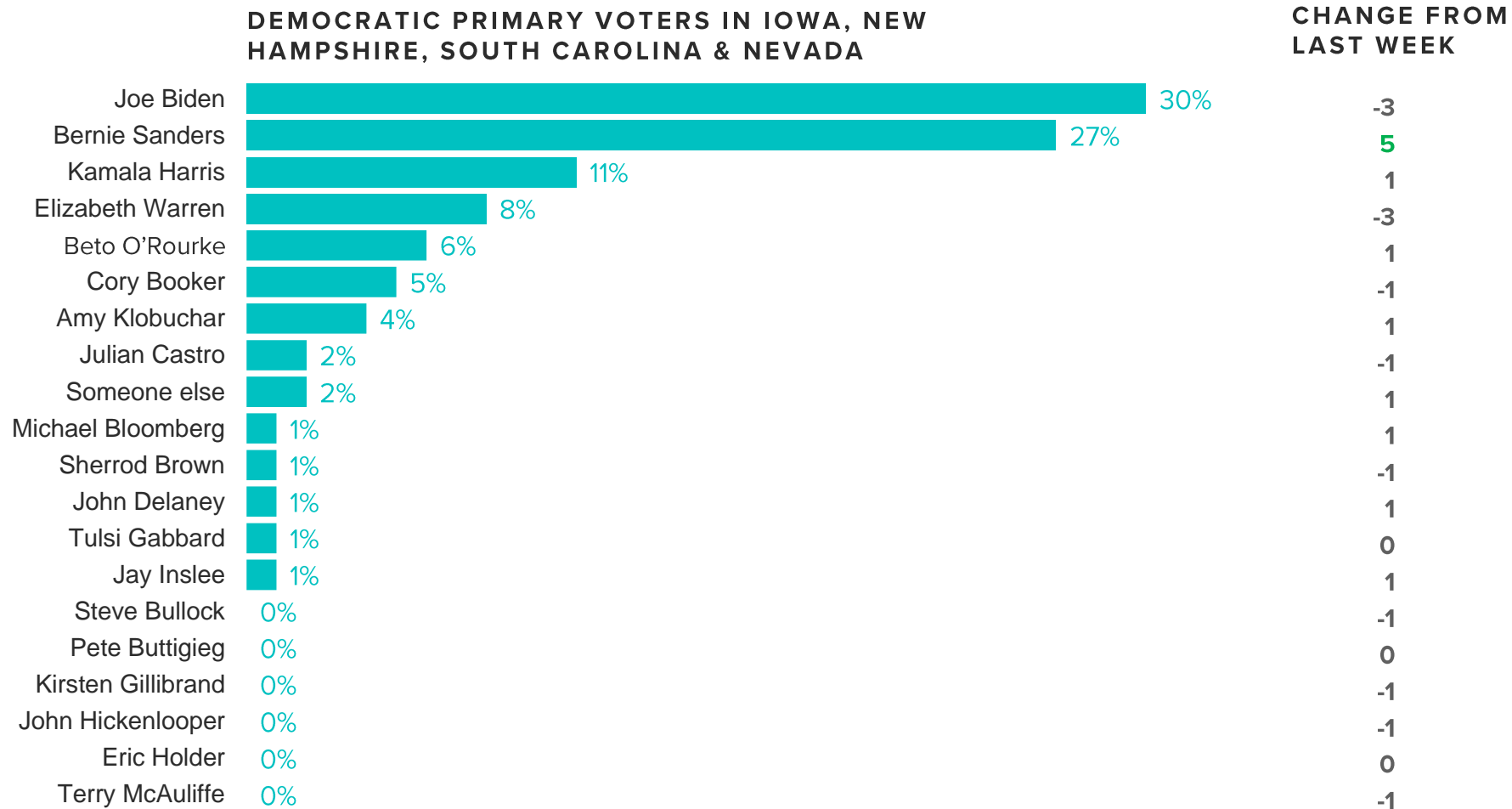
Who is leading among Democratic primary voters nationwide, among key coalitions, and in early primary states.



# WHO'S LEADING THE DEMOCRATIC PRIMARY / ALL DEMOCRATIC PRIMARY VOTERS



# WHO'S LEADING THE DEMOCRATIC PRIMARY / EARLY PRIMARY STATES



## WHO'S LEADING THE DEMOCRATIC PRIMARY / SECOND CHOICE

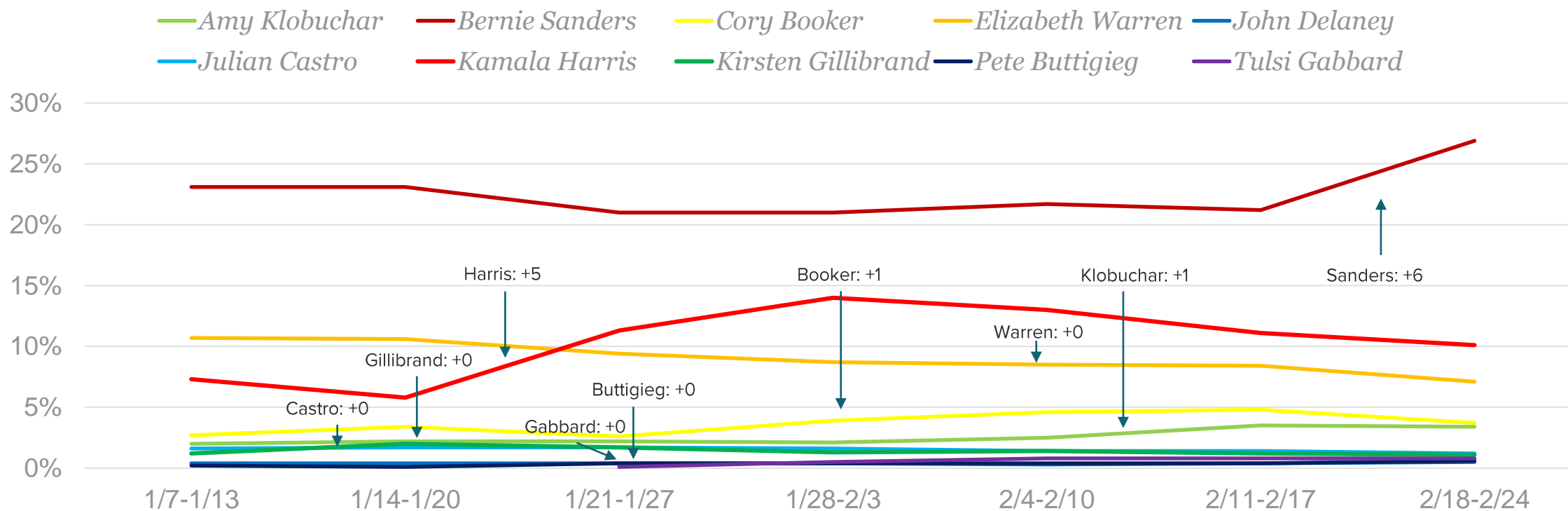
Respondents are asked who their second choice would be in the Democratic primary.  
Here are where the supporters for the top candidates would go next.

FIRST CHOICE	BIDEN (29%)	SANDERS (27%)	HARRIS (10%)	O'ROURKE (7%)	WARREN (7%)
SECOND CHOICE	<div>↓</div> <div>Sanders (28%) Harris (12%) Warren (8%)</div>	<div>↓</div> <div>Biden (26%) Warren (16%) Harris (7%)</div>	<div>↓</div> <div>Biden (19%) Sanders (15%) Warren (14%)</div>	<div>↓</div> <div>Sanders (22%) Biden (20%) Harris (12%)</div>	<div>↓</div> <div>Sanders (24%) Biden (17%) Harris (13%)</div>

# WHO'S LEADING THE DEMOCRATIC PRIMARY / ANNOUNCEMENT EFFECT

*Below illustrates how effective campaign announcements have been for those who have officially entered the race or publicly launched an exploratory committee.*

Bernie Sanders has seen the biggest bump in support for his candidacy following his official announcement, followed closely by Kamala Harris.



## THE DEMOCRATIC PRIMARY / BIDEN VS. SANDERS

Even as Sanders shoots up in the Democratic primary race, more voters are eager to support Biden, even though he still has yet to officially announce.

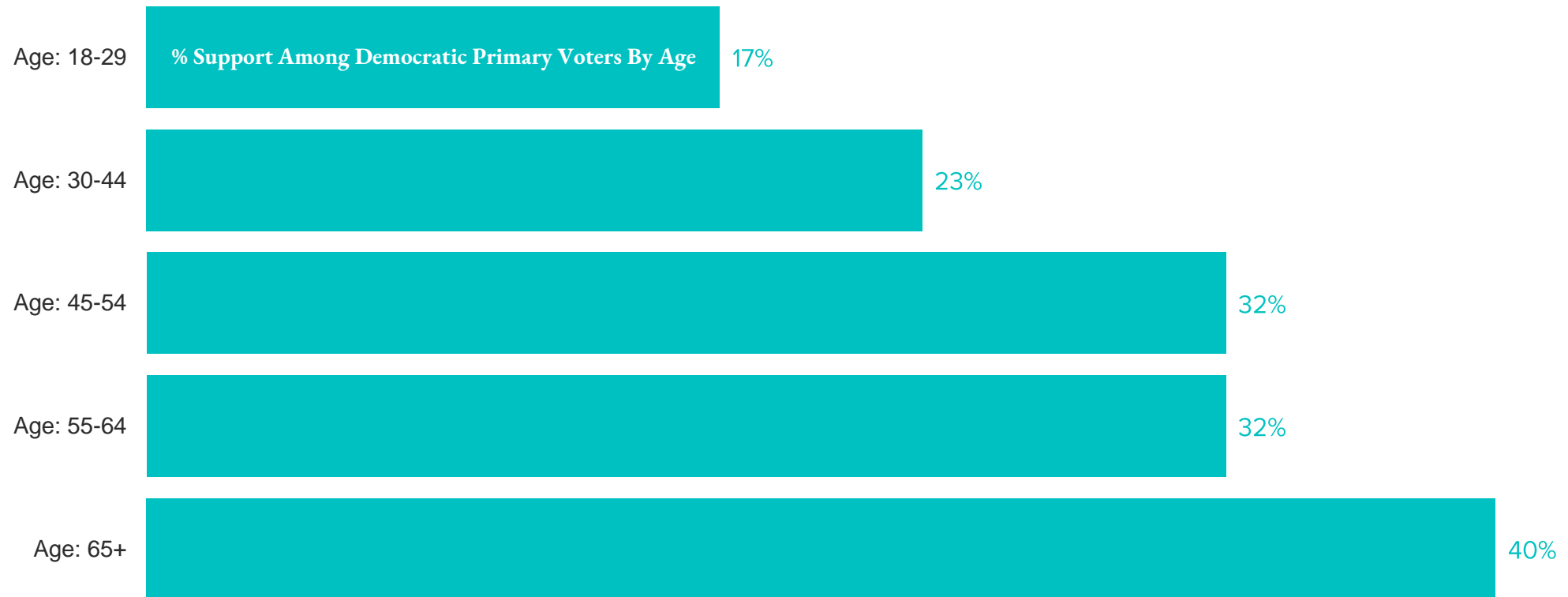
- He is one of my top choices among the Democrats, and I would gladly support him in the primary.
- I have a favorable opinion of him, but I would prefer if the Democrats nominated someone else.
- I would vote for him over President Trump but would be disappointed if he is the Democratic nominee.
- I would be unlikely to support him under any circumstances.
- Don't know / No opinion



These results are from a Morning Consult/POLITICO poll conducted from February 22-24, 2019 among a national sample of 681 Democratic voters. The interviews were conducted online and the data were weighted to approximate a target sample of registered voters based on age, race/ethnicity, gender, educational attainment, and region.

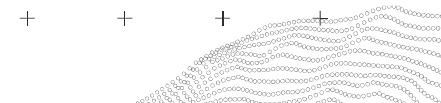
## WHO'S LEADING THE DEMOCRATIC PRIMARY / BIDEN'S AGE GAP

Among Democratic primary voters, Joe Biden has the strongest support with voters 65+ and the least support among younger voters.



# THE GOP PRIMARY /

What the appetite for a Trump primary challenger looks like among key demographics and in early primary states.



# THE GOP PRIMARY / SUPPORT FOR TRUMP

■ Strongly support Trump's nomination ■ Somewhat support Trump's nomination ■ Don't know/ No opinion ■ Somewhat support a different candidate's nomination ■ Strongly support a different candidate's nomination

**NET CHANGE  
FROM LAST WEEK**

All GOP Primary Voters



-1 Trump nomination

GOP Primary Voters in  
Early Primary States



+1 Trump nomination

## CONTACT

---



**Business Development**  
BD@MorningConsult.com



**News Media**  
Press@MorningConsult.com

## OFFICES

---

### NEW YORK



### SAN FRANCISCO



### CHICAGO



### WASHINGTON

