


POLITICAL INTELLIGENCE /

03.26.19



2020 PRIMARIES /

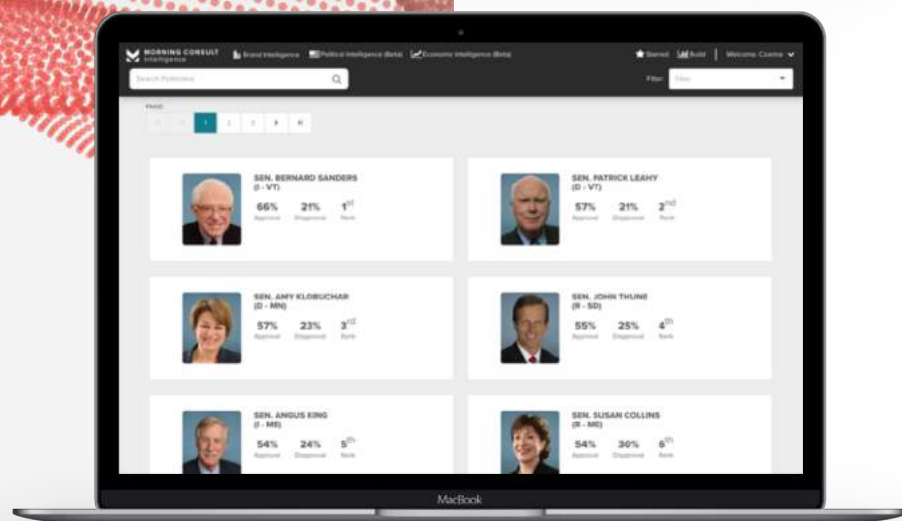
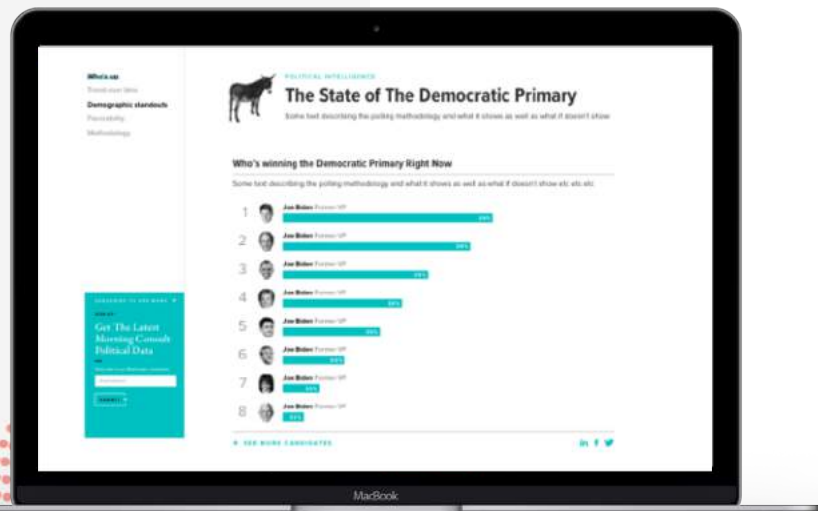
 MORNING CONSULT

POLITICAL INTELLIGENCE /

Morning Consult is setting a new standard for survey research.

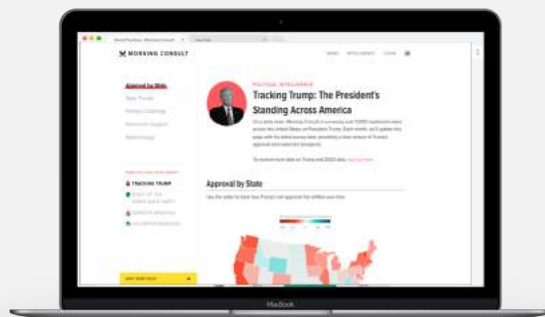
On a daily basis, Morning Consult interviews over 5,000 registered voters across the United States. Along with 2020 presidential election data, Political Intelligence tracks the approval and electability for all governors, senators, House members, the President, and more at the national, state, and congressional district level.

Each week, this report will use that data to deliver key new insights on where voters stand.



SIGN UP TO RECEIVE THIS REPORT EARLY EACH WEEK

[CLICK HERE TO SIGN UP](#)



PLUS:

**VIEW THE NEW
TRACKING TRUMP
INTERACTIVE REPORT**

GO

KEY TAKEAWAYS / 03.26.19

1. Beto O'Rourke has yet to see the vote shift in his favor since announcing his campaign, despite a five point increase in name ID.
2. Pete Buttigieg's name ID jumped nine points in the past two weeks, and those who are aware of him feel very favorably towards him.
3. Joe Biden continues to lead the pack of potential candidates with 35 percent, followed by Bernie Sanders at 25 percent, and Kamala Harris and Beto O'Rourke tied at 8 percent.



METHODOLOGY /

This week's report features surveys with registered voters conducted from March 18, 2019 to March 24, 2019. The interviews were conducted online and the data were weighted to approximate a target sample of registered voters based on age, race/ethnicity, gender, educational attainment, and region.

Which Candidates Have Momentum in Early Primary States?

We have included an 'Early Primary States' demographic throughout this report to showcase who has momentum going into the primary elections. The numbers reflect voters who live in Iowa, New Hampshire, South Carolina, and Nevada.

About our Democratic Primary Results

Our Democratic Primary results are reported using 13,725 interviews with registered voters who indicate they may vote in the Democratic primary or caucus. For those who say don't know or no opinion, they are asked to pick a candidate they are leaning towards, which are factored into the results. The margin of error for potential Democratic primary voters is +/- 1%.

About our Republican Primary Results

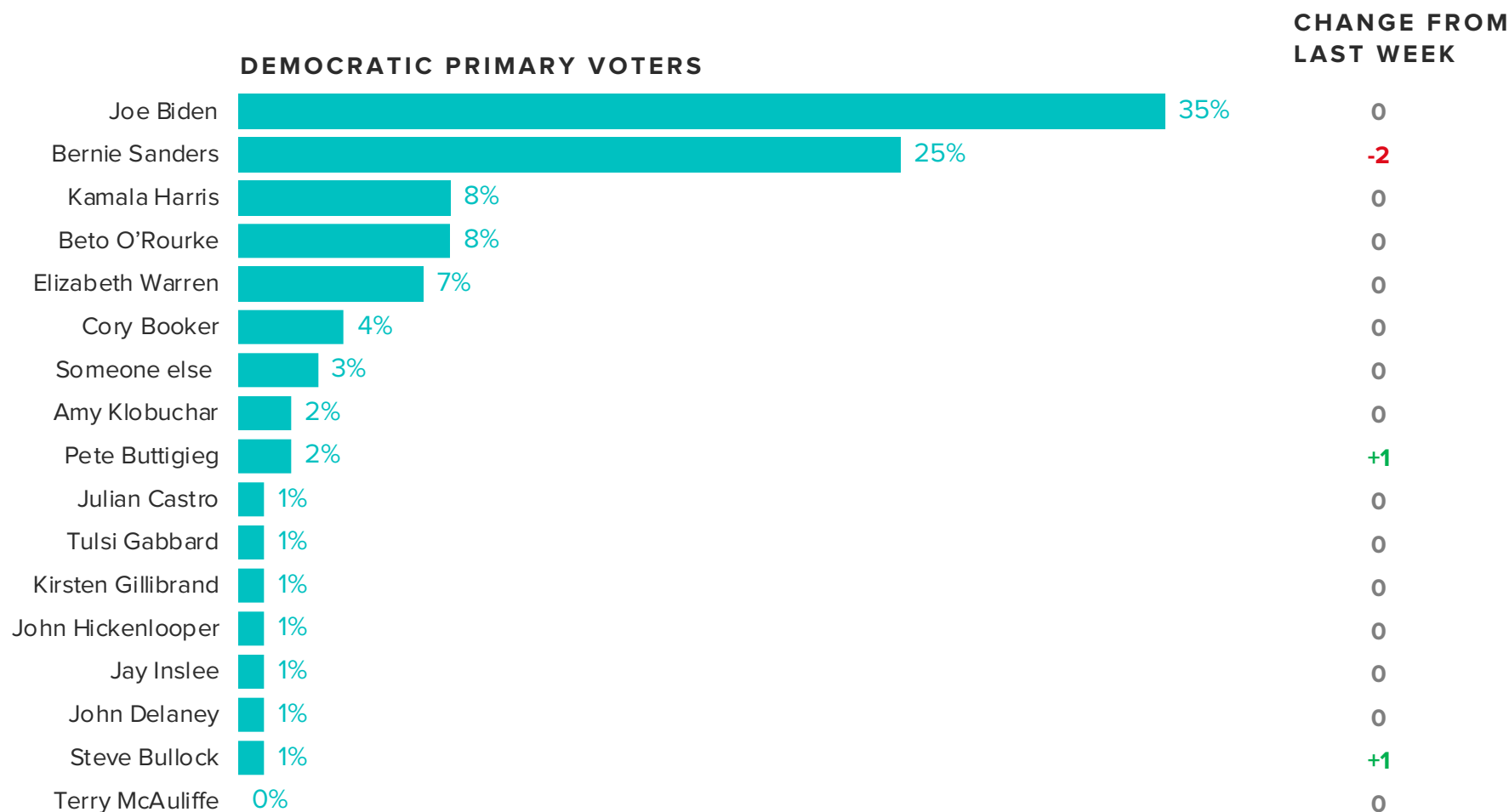
Our Republican Primary results are reported using 12,090 interviews with registered voters who indicate they may vote in a Republican primary or caucus. The margin of error for potential Republican primary voters is +/- 1%.



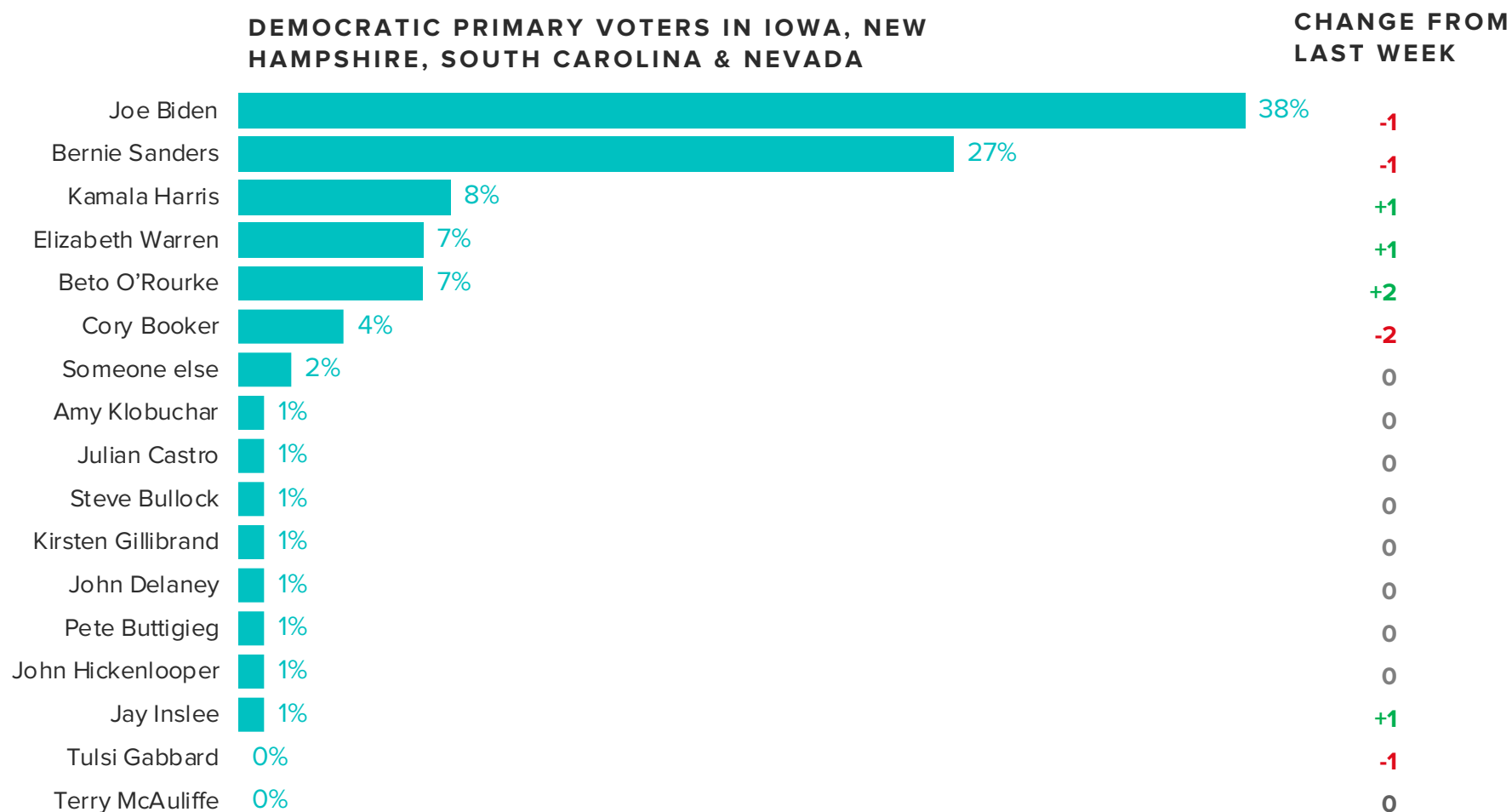
THE DEMOCRATIC PRIMARY /

Who is leading among Democratic primary voters nationwide, among key coalitions, and in early primary states.

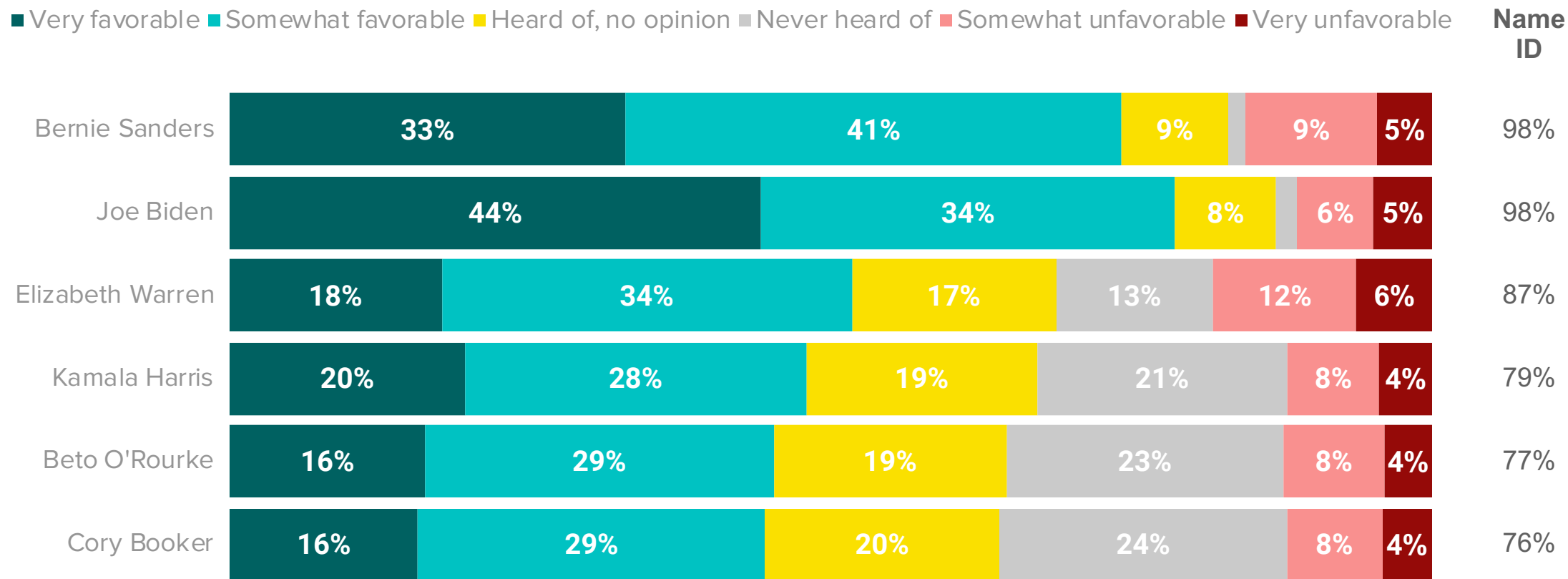
WHO'S LEADING THE DEMOCRATIC PRIMARY / ALL DEMOCRATIC PRIMARY VOTERS



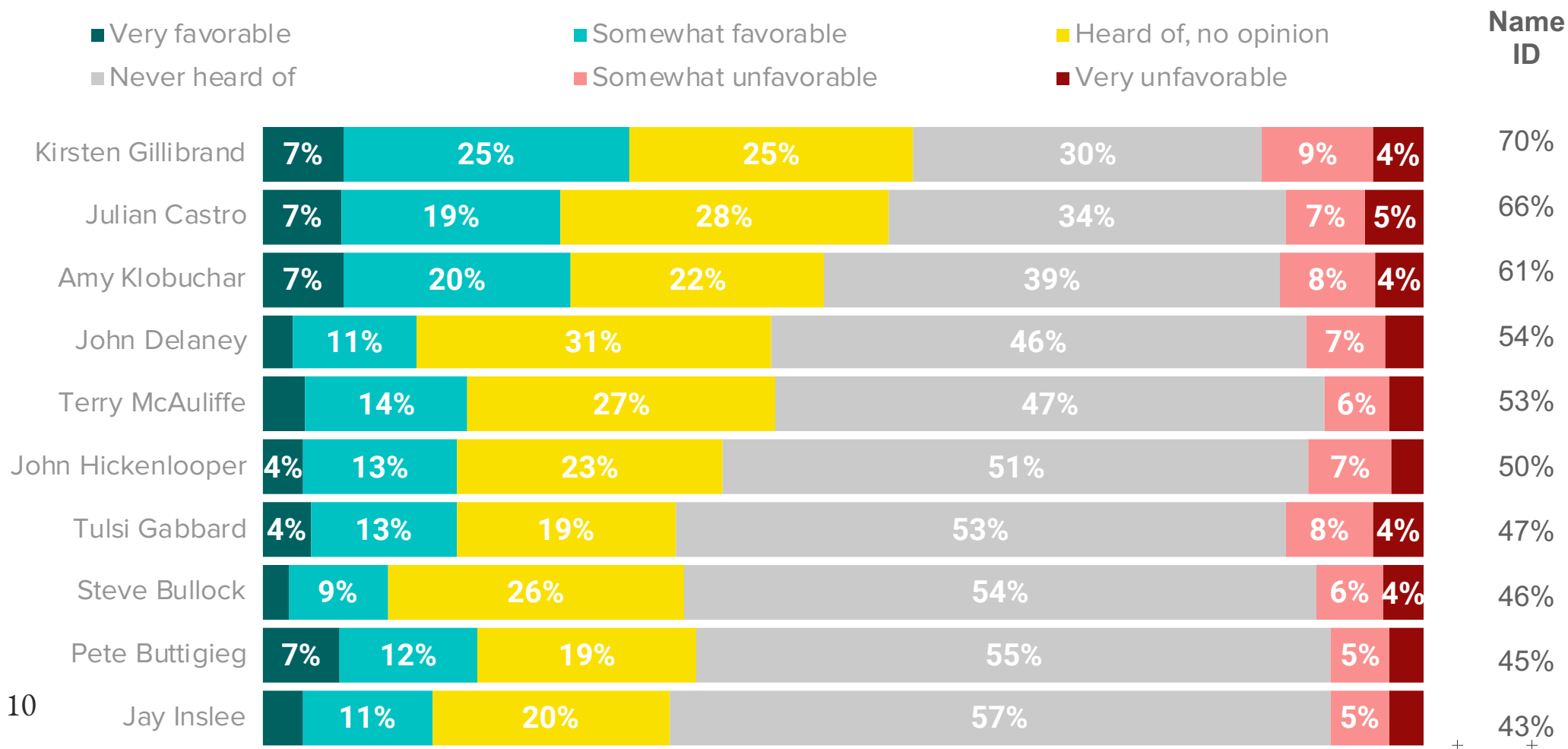
WHO'S LEADING THE DEMOCRATIC PRIMARY / EARLY PRIMARY STATES



THE DEMOCRATIC PRIMARY / CANDIDATES



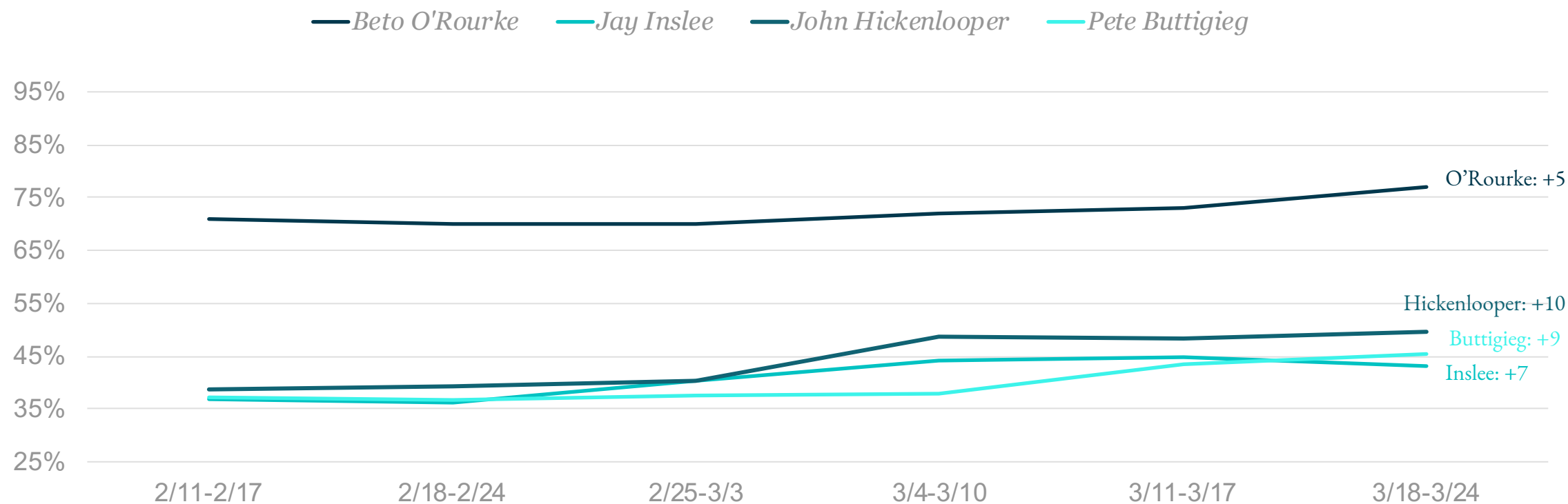
THE DEMOCRATIC PRIMARY / CANDIDATES



WHO'S LEADING THE DEMOCRATIC PRIMARY / NAME ID

Below tracks percentage of likely Democratic primary voters who have heard of a candidate

O'Rourke, Hickenlooper, and Inslee have seen an increase in name ID since their announcements, while Buttigieg has become more well-known in the past two weeks.



THE GOP PRIMARY /

What the appetite for a Trump primary challenger looks like among key demographics and in early primary states.

THE GOP PRIMARY / SUPPORT FOR TRUMP

■ Strongly support Trump's nomination ■ Somewhat support Trump's nomination ■ Don't know/No opinion ■ Somewhat support a different candidate's nomination ■ Strongly support a different candidate's nomination

NET CHANGE
FROM LAST WEEK

All GOP Primary Voters



0 Trump nomination

GOP Primary Voters in
Early Primary States



0 Trump nomination



CONTACT



Business Development
BD@MorningConsult.com



News Media
Press@MorningConsult.com

OFFICES

NEW YORK



SAN FRANCISCO



CHICAGO



WASHINGTON

