


POLITICAL INTELLIGENCE /

3.05.19



2020 PRIMARIES /

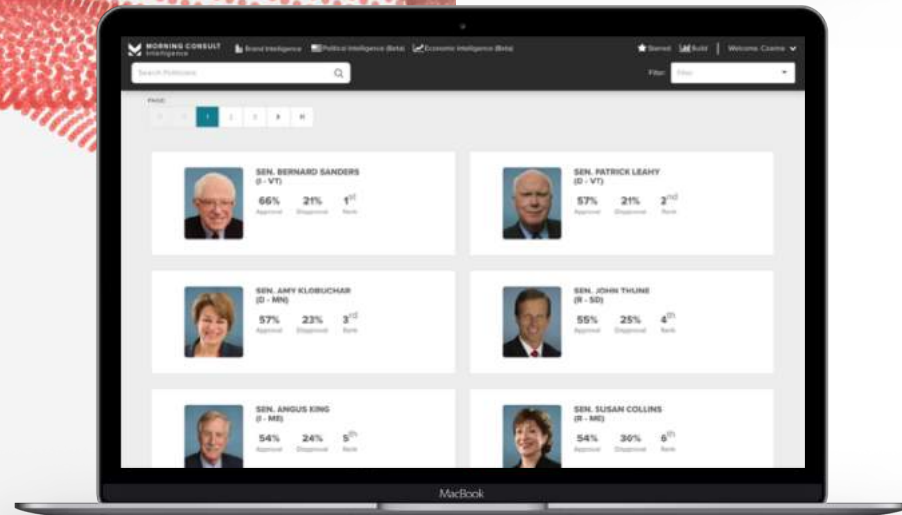
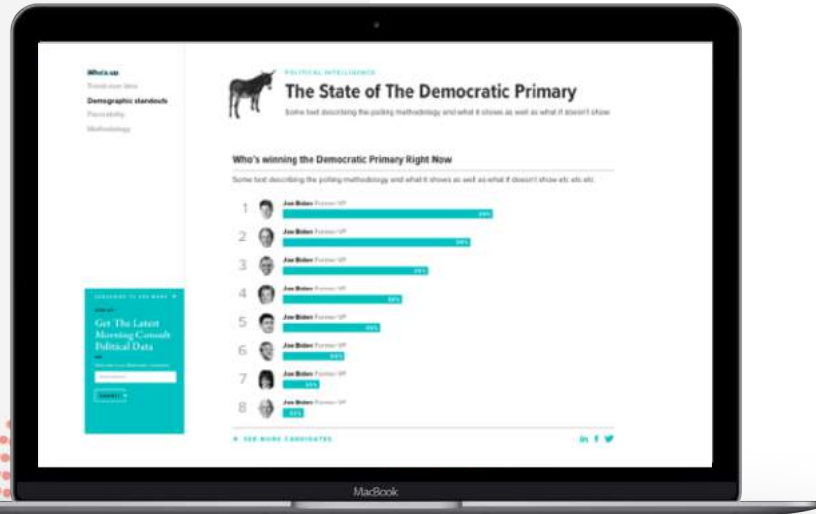
 MORNING CONSULT

POLITICAL INTELLIGENCE /

Morning Consult is setting a new standard for survey research.

On a daily basis, Morning Consult interviews over 5,000 registered voters across the United States. Along with 2020 presidential election data, Political Intelligence tracks the approval and electability for all governors, senators, House members, the President, and more at the national, state, and congressional district level.

Each week, this report will use that data to deliver key new insights on where voters stand.



**SIGN UP TO RECEIVE THIS
REPORT EARLY EACH WEEK**

CLICK HERE TO SIGN UP



KEY TAKEAWAYS / 03.05.19

1. **Joe Biden Remains in Front** – Joe Biden receives 31% of the vote, followed by Bernie Sanders, who now receives 27%, and Kamala Harris who comes in third at 11%.
2. **Holder Won't Leave Behind Much Potential Support** – Eric Holder announced he won't be running for president. In this latest poll he received just 1% of the vote share.
3. **Sanders Fares Worse With High-Income Democrats** – Among Democrats making \$100k or more, Sanders gets 19% of the vote. Among those making less than \$50k, he receives 30% of the vote.



METHODOLOGY /

This week's report features surveys with registered voters conducted from February 25, 2019 to March 3, 2019. The interviews were conducted online and the data were weighted to approximate a target sample of registered voters based on age, race/ethnicity, gender, educational attainment, and region.

Which Candidates Have Momentum in Early Primary States?

We have included an 'Early Primary States' demographic throughout this report to showcase who has momentum going into the primary elections. The numbers reflect voters who live in Iowa, New Hampshire, South Carolina, and Nevada.

About our Democratic Primary Results

Our Democratic Primary results are reported using 12,560 interviews with registered voters who indicate they may vote in the Democratic primary or caucus. For those who say don't know or no opinion, they are asked to pick a candidate they are leaning towards, which are factored into the results. The margin of error for potential Democratic primary voters is +/- 1%.

About our Republican Primary Results

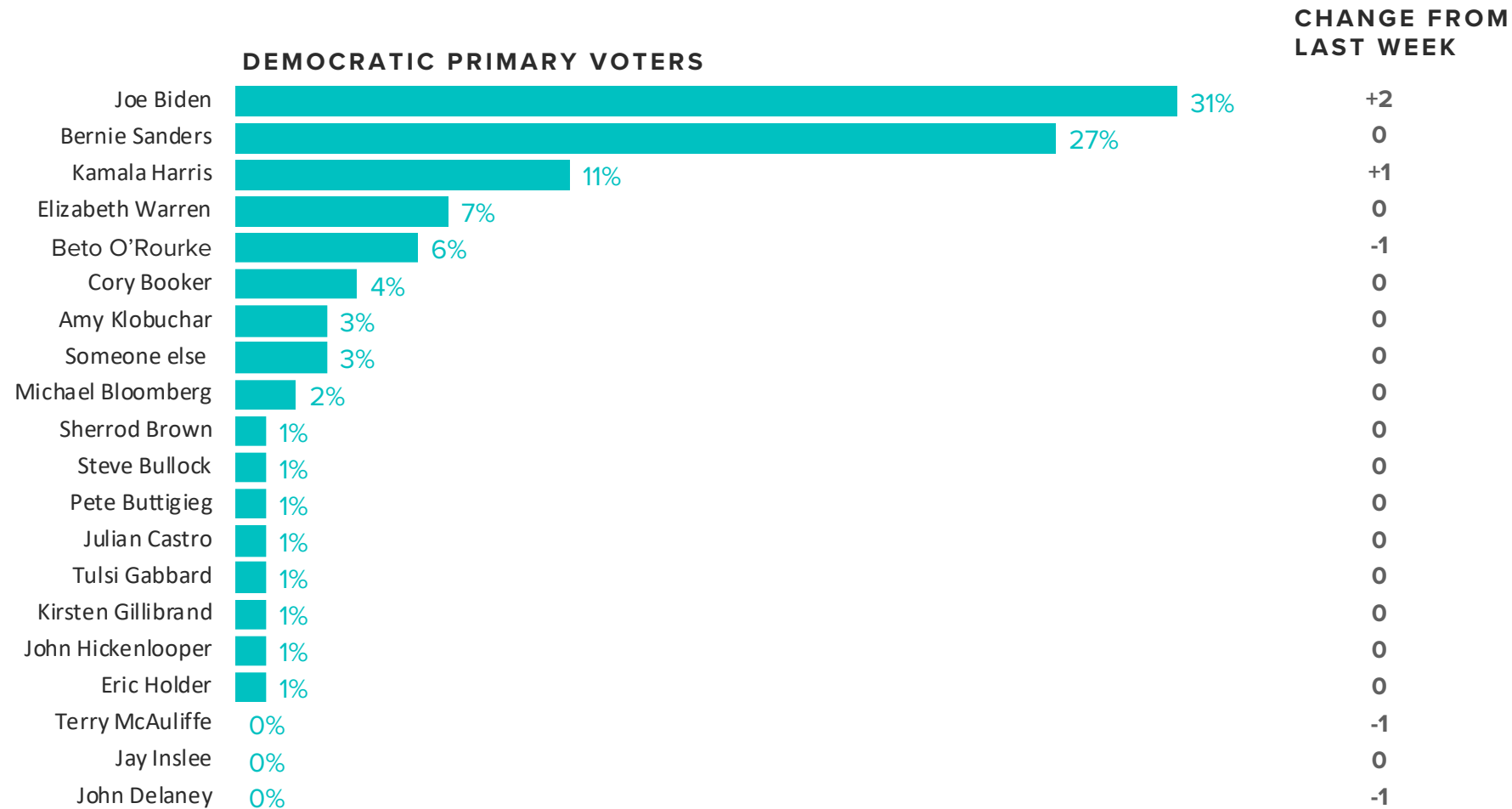
Our Republican Primary results are reported using 11,154 interviews with registered voters who indicate they may vote in a Republican primary or caucus. The margin of error for potential Republican primary voters is +/- 1%.



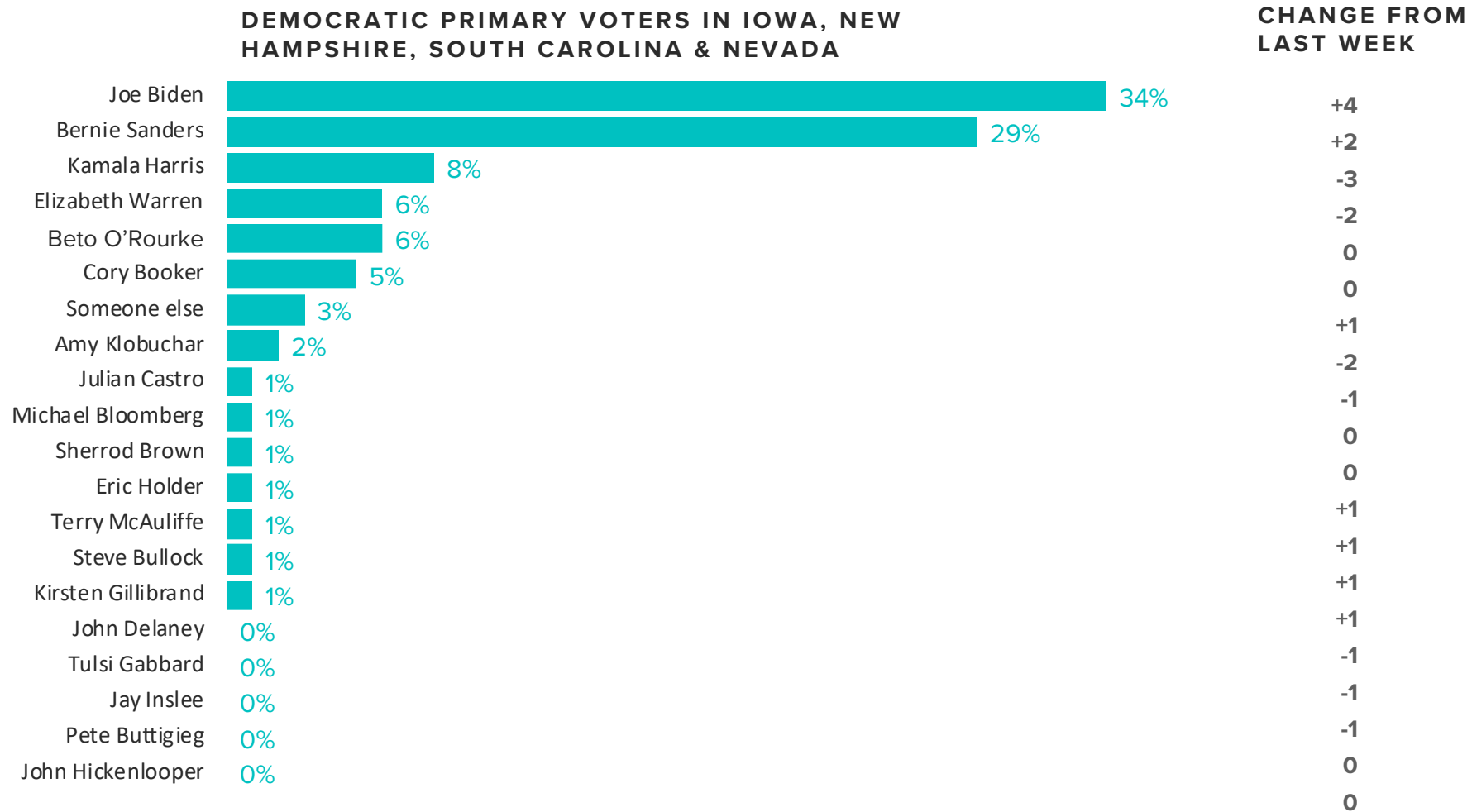
THE DEMOCRATIC PRIMARY /

Who is leading among Democratic primary voters nationwide, among key coalitions, and in early primary states.

WHO'S LEADING THE DEMOCRATIC PRIMARY / ALL DEMOCRATIC PRIMARY VOTERS



WHO'S LEADING THE DEMOCRATIC PRIMARY / EARLY PRIMARY STATES



WHO'S LEADING THE DEMOCRATIC PRIMARY / SECOND CHOICE

Respondents are asked who their second choice would be in the Democratic primary.
Here are where the supporters for the top candidates would go next.

FIRST CHOICE	BIDEN (31%)	SANDERS (27%)	HARRIS (11%)	WARREN (7%)	O'ROURKE (6%)
SECOND CHOICE	<div>↓</div> <div>Sanders (28%) Harris (11%) Warren (9%)</div>	<div>↓</div> <div>Biden (29%) Warren (16%) Harris (7%)</div>	<div>↓</div> <div>Biden (17%) Sanders (16%) O'Rourke (12%)</div>	<div>↓</div> <div>Sanders (27%) Biden (17%) Harris (11%)</div>	<div>↓</div> <div>Biden (22%) Sanders (21%) Harris (11%)</div>



WHO'S LEADING THE DEMOCRATIC PRIMARY / BIDEN V. SANDERS

	BIDEN (31%)	SANDERS (27%)	Difference
Education: < College	31%	30%	+1
Education: Bachelors	29%	24%	+6
Education: Post-Grad	30%	17%	+13
Income: < \$50k	30%	30%	0
Income: \$50k - \$100k	31%	25%	+7
Income: \$100k+	31%	19%	+13
Race: White	31%	25%	+6
Race: Black	32%	28%	+4



THE GOP PRIMARY /

What the appetite for a Trump primary challenger looks like among key demographics and in early primary states.



THE GOP PRIMARY / SUPPORT FOR TRUMP

■ Strongly support Trump's nomination ■ Somewhat support Trump's nomination ■ Don't know/No opinion ■ Somewhat support a different candidate's nomination ■ Strongly support a different candidate's nomination

**NET CHANGE
FROM LAST WEEK**

All GOP Primary Voters



0 Trump nomination

GOP Primary Voters in
Early Primary States



-1 Trump nomination



CONTACT



Business Development
BD@MorningConsult.com



News Media
Press@MorningConsult.com

OFFICES

NEW YORK



SAN FRANCISCO



CHICAGO



WASHINGTON



