


POLITICAL INTELLIGENCE /

04.09.19



2020 PRIMARIES /

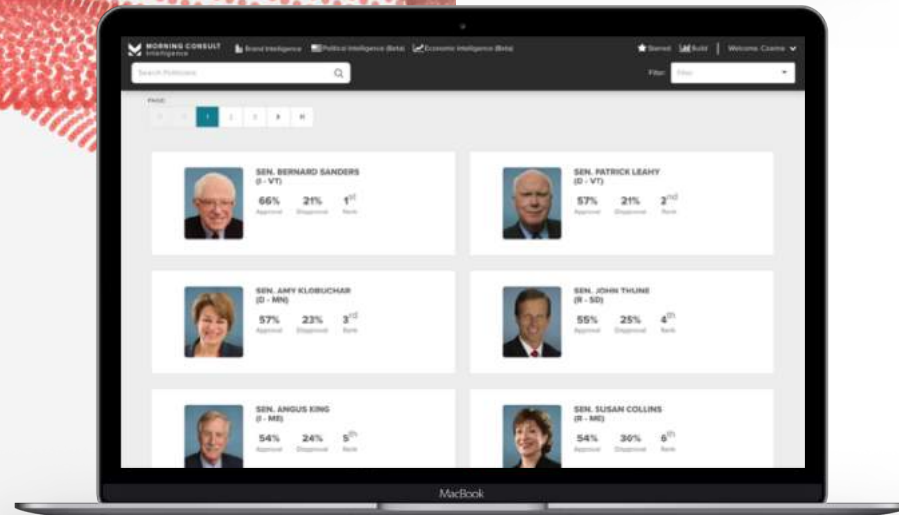
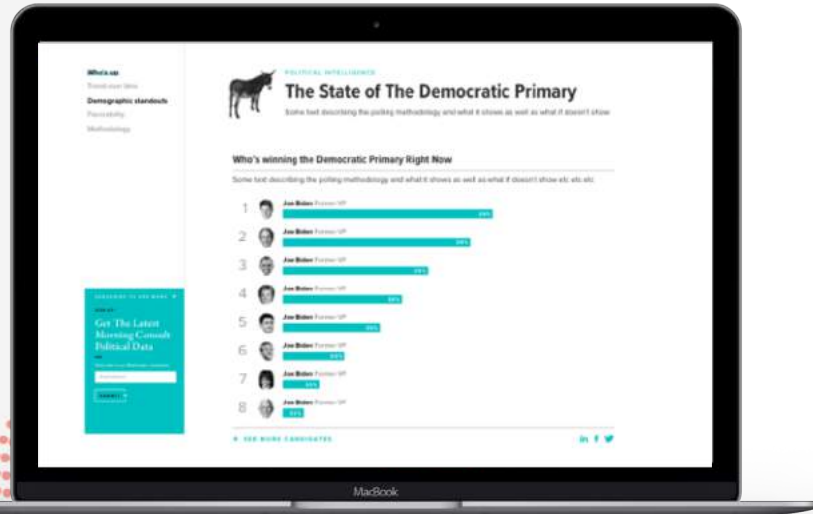
 MORNING CONSULT

POLITICAL INTELLIGENCE /

Morning Consult is setting a new standard for survey research.

On a daily basis, Morning Consult interviews over 5,000 registered voters across the United States. Along with 2020 presidential election data, Political Intelligence tracks the approval and electability for all governors, senators, House members, the President, and more at the national, state, and congressional district level.

Each week, this report will use that data to deliver key new insights on where voters stand.



SIGN UP TO RECEIVE THIS REPORT EARLY EACH WEEK

[CLICK HERE TO SIGN UP](#)



PLUS:

**VIEW THE LATEST
TRACKING TRUMP
INTERACTIVE REPORT**

[GO](#)

METHODOLOGY /

This week's report features surveys with registered voters conducted from April 1, 2019 to April 7, 2019. The interviews were conducted online and the data were weighted to approximate a target sample of registered voters based on age, race/ethnicity, gender, educational attainment, and region.

Which Candidates Have Momentum in Early Primary States?

We have included an 'Early Primary States' demographic throughout this report to showcase who has momentum going into the primary elections. The numbers reflect voters who live in Iowa, New Hampshire, South Carolina, and Nevada.

About our Democratic Primary Results

Our Democratic Primary results are reported using 13,644 interviews with registered voters who indicate they may vote in the Democratic primary or caucus. For those who say don't know or no opinion, they are asked to pick a candidate they are leaning towards, which are factored into the results. The margin of error for potential Democratic primary voters is +/- 1%.

About our Republican Primary Results

Our Republican Primary results are reported using 11,986 interviews with registered voters who indicate they may vote in a Republican primary or caucus. The margin of error for potential Republican primary voters is +/- 1%.



THE DEMOCRATIC PRIMARY /

Who is leading among Democratic primary voters nationwide, among key coalitions, and in early primary states.

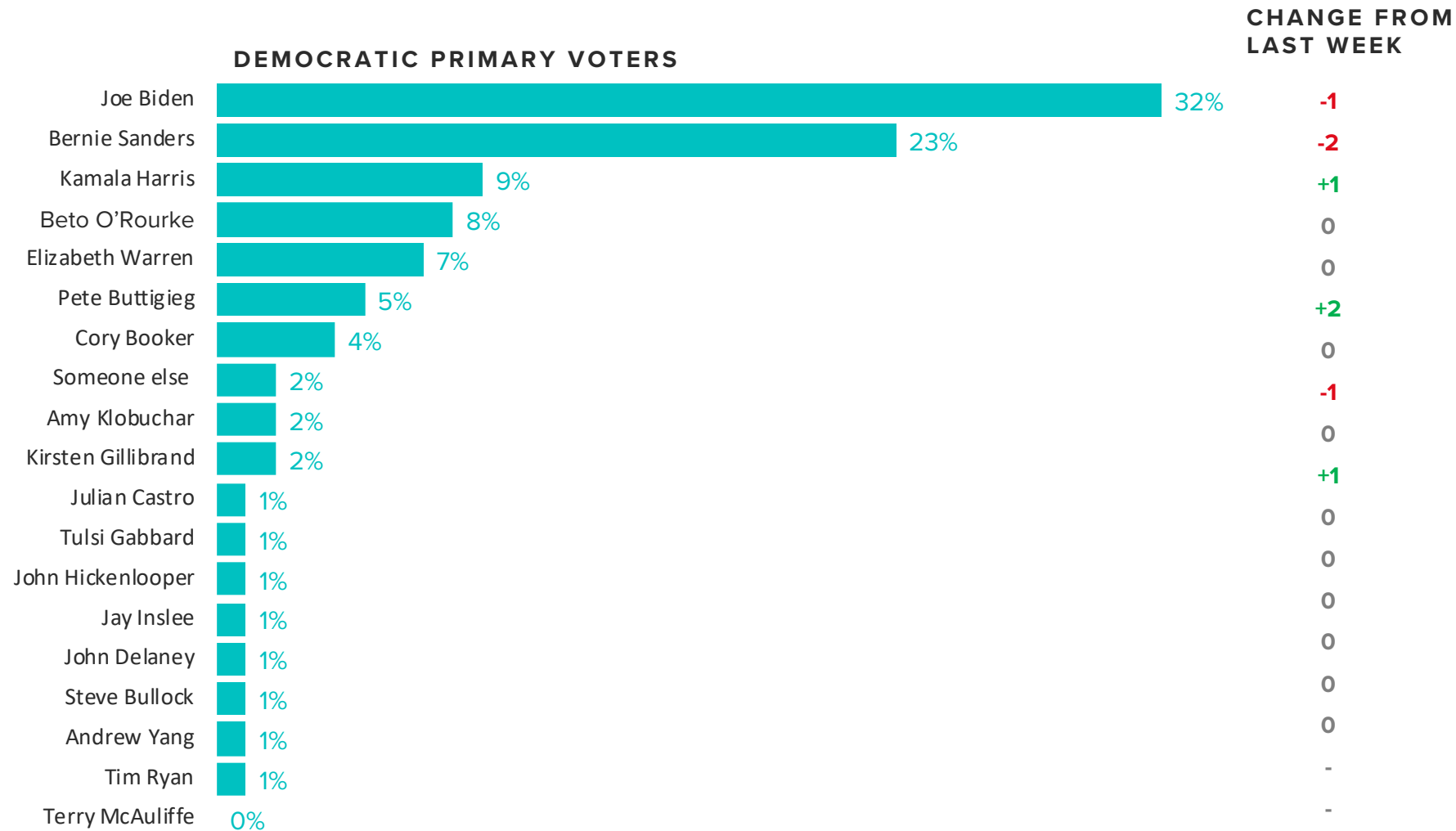


KEY TAKEAWAYS / 04.09.19

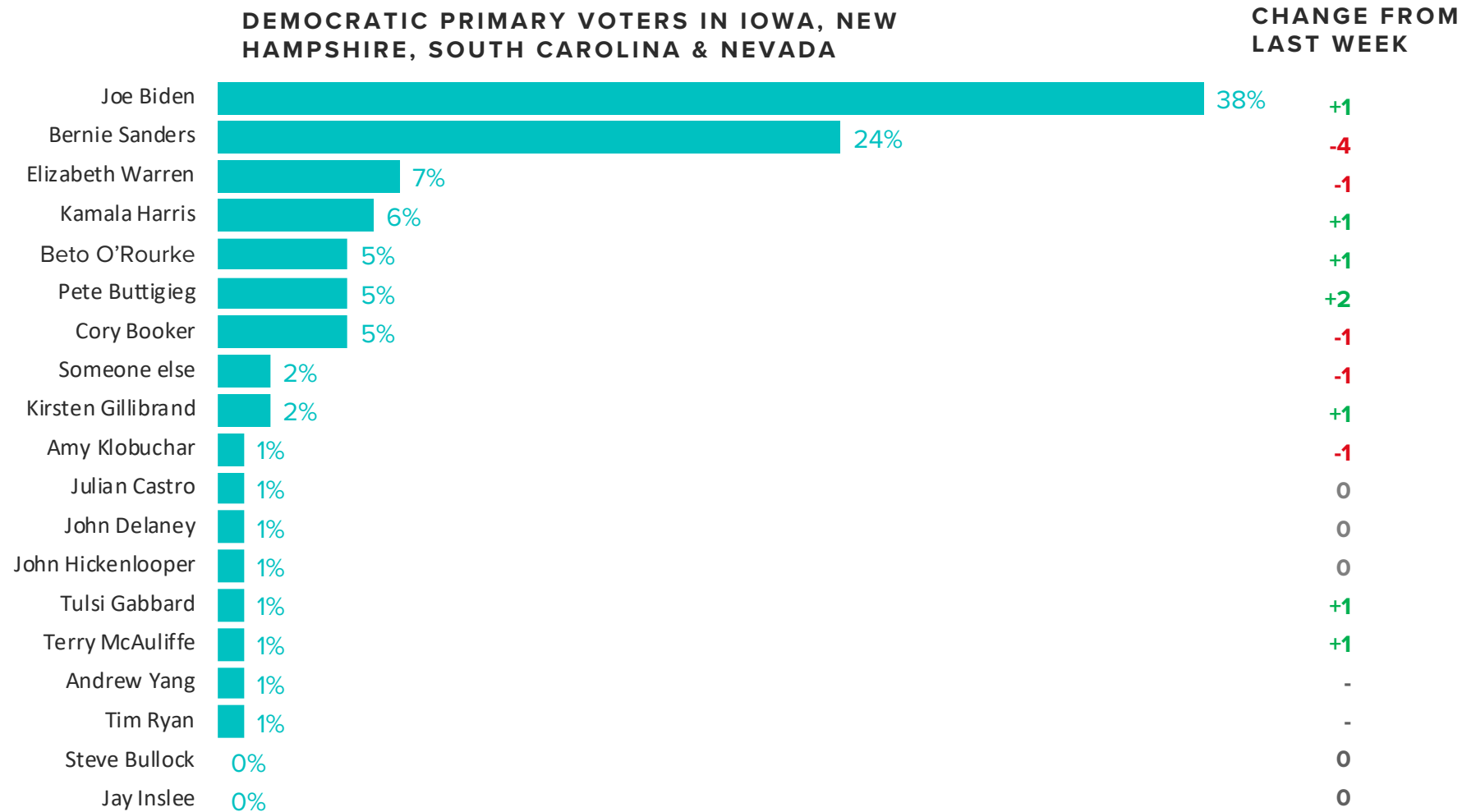
1. **Joe Biden's first place standing holds amid scrutiny** over his conduct with women. His support among all Democratic primary voters dropped by one point, and increased by one point among early primary state voters – both negligible shifts within the margin of error.
2. **However, Biden's favorability has softened** in recent weeks – the percentage of Democratic primary voters with a very favorable opinion of him has dropped 10 points over the last month.
3. **Buttigieg's rise continues:** He is up to 5 percent of the vote share among all Democratic primary voters, his third straight week of growth.



WHO'S LEADING THE DEMOCRATIC PRIMARY / ALL DEMOCRATIC PRIMARY VOTERS

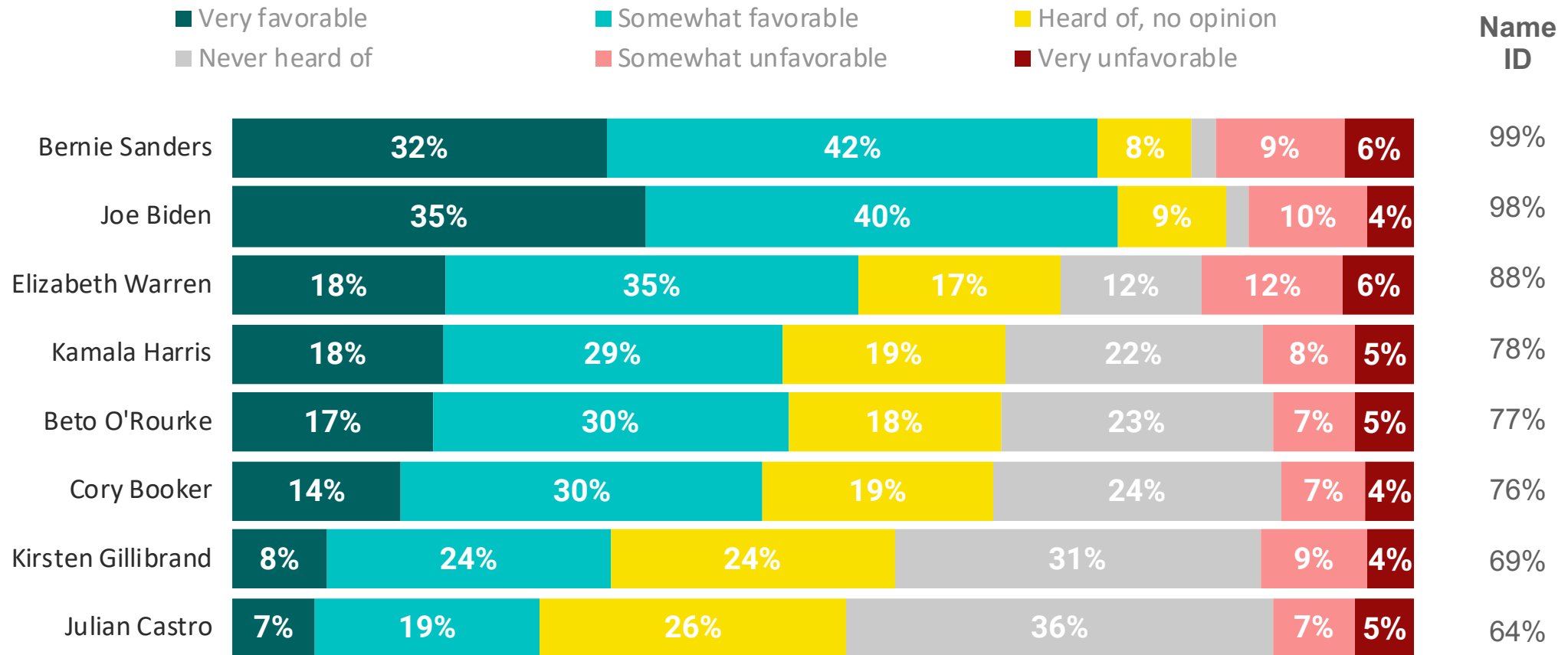


WHO'S LEADING THE DEMOCRATIC PRIMARY / EARLY PRIMARY STATES



TRACKING FAVORABILITY AND NAME RECOGNITION

Ordered by name ID and continued on the next slide.



TRACKING FAVORABILITY AND NAME RECOGNITION

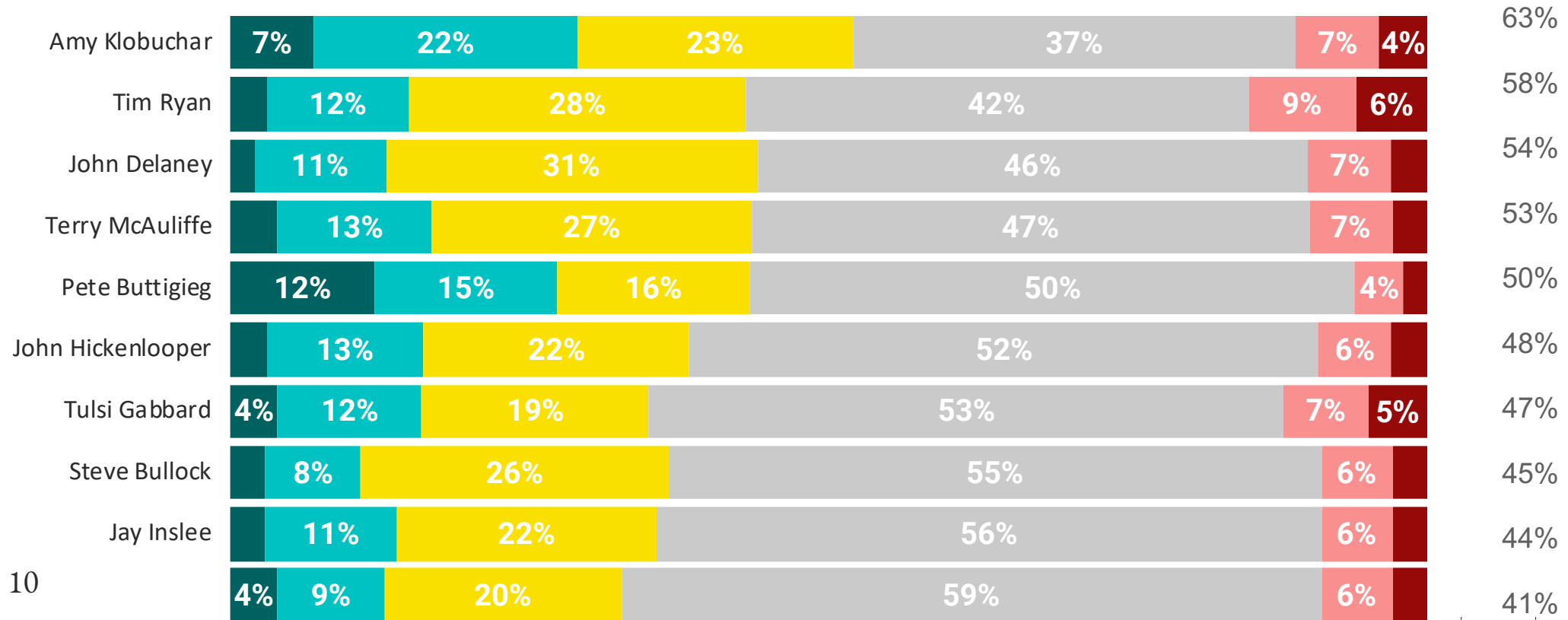
Ordered by name ID

Very favorable
Never heard of

Somewhat favorable
Somewhat unfavorable

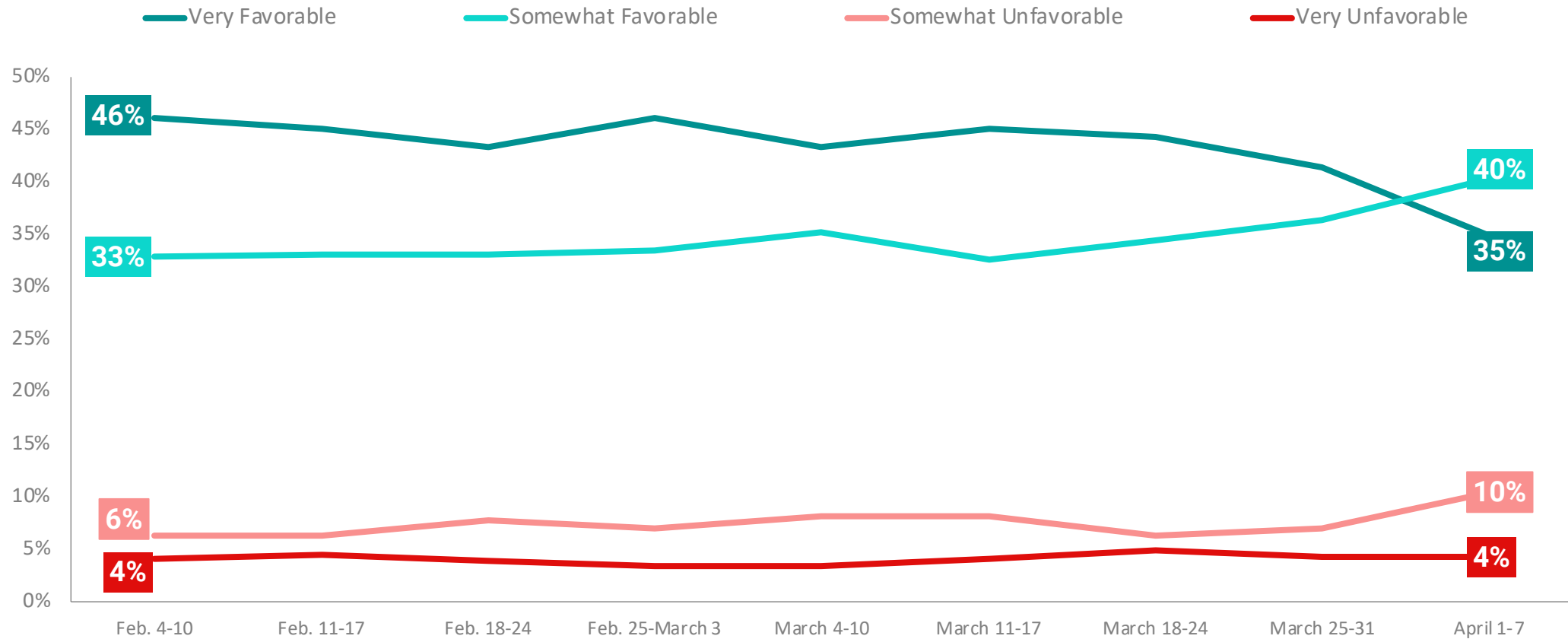
Heard of, no opinion
Very unfavorable

Name
ID



JOE BIDEN'S FAVORABILITY SOFTENS

Over the last month, the share of Democratic primary voters with a **very favorable** opinion of Biden has dropped by 10 points.



THE GOP PRIMARY /

What the appetite for a Trump primary challenger looks like among key demographics and in early primary states.



THE GOP PRIMARY / SUPPORT FOR TRUMP

■ Strongly support Trump's nomination ■ Somewhat support Trump's nomination ■ Don't know/No opinion ■ Somewhat support a different candidate's nomination ■ Strongly support a different candidate's nomination

CHANGE IN SUPPORT FROM LAST WEEK

All GOP Primary Voters



-2 Trump nomination

GOP Primary Voters in Early Primary States



-1 Trump nomination



NATIONAL TRUMP APPROVAL

This map displays Trump's net approval (approval minus disapproval) in all 50 states.

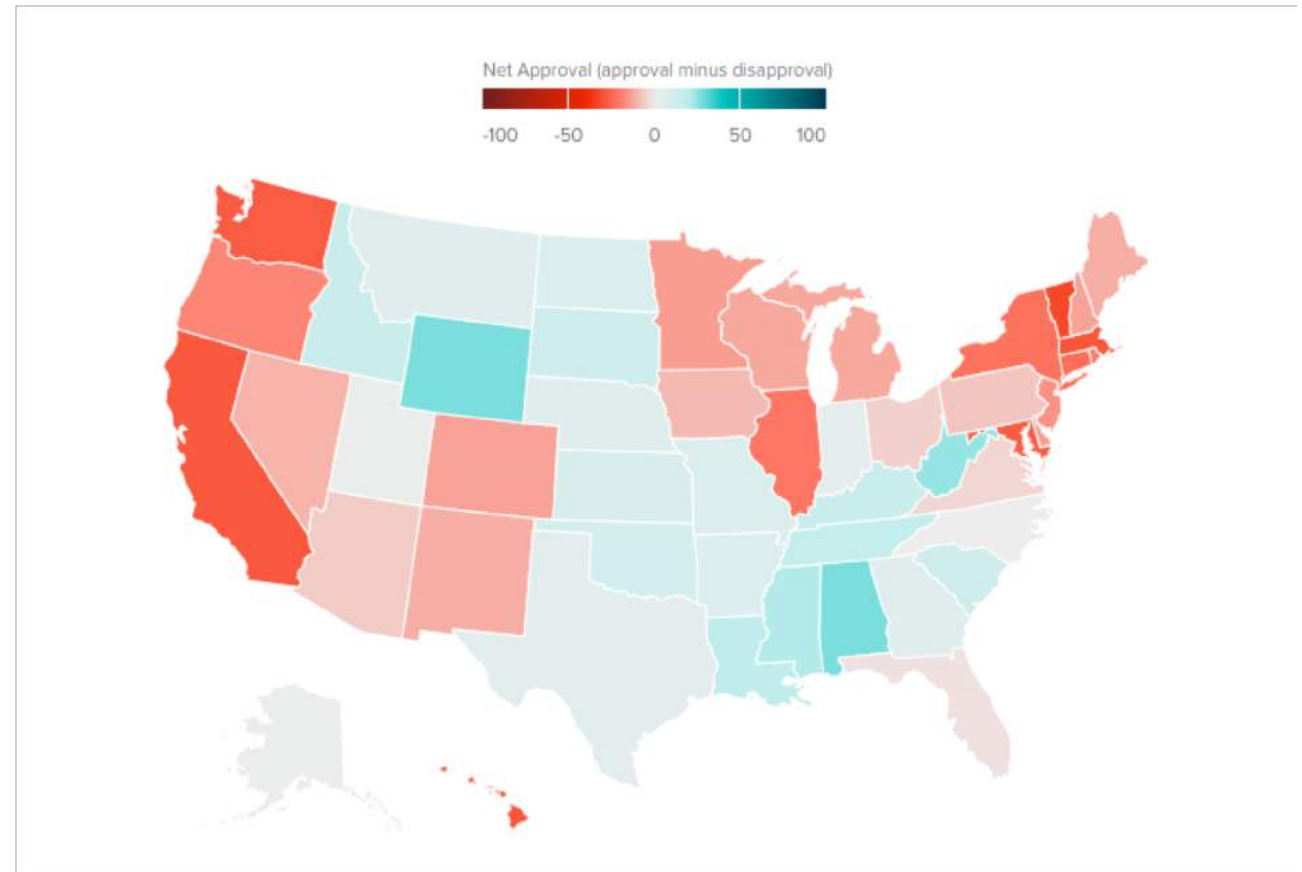
He is most popular in:

- Alabama (+27)
- Wyoming (+27)
- West Virginia (+24)

And least popular in:

- Vermont (-32)
- Hawaii (-29)
- Massachusetts (-29)

[VIEW THE INTERACTIVE REPORT](#)



CONTACT



Business Development
BD@MorningConsult.com



News Media
Press@MorningConsult.com

OFFICES

NEW YORK



SAN FRANCISCO



CHICAGO



WASHINGTON

