


POLITICAL INTELLIGENCE /

05.20.19



2020 PRIMARIES /

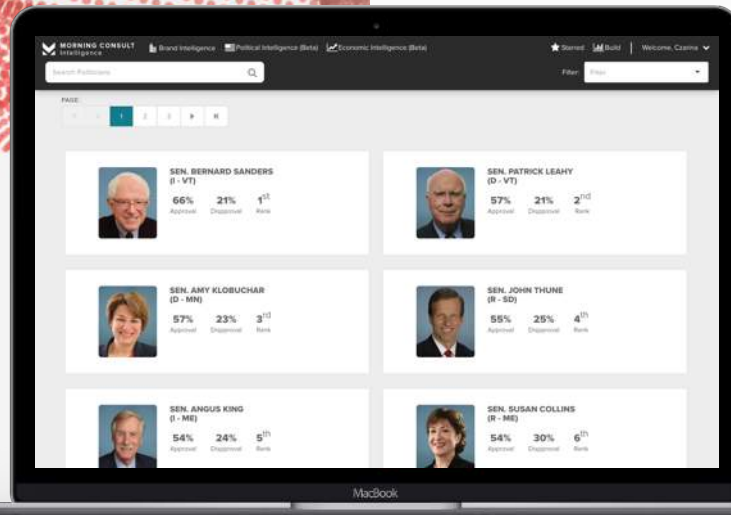
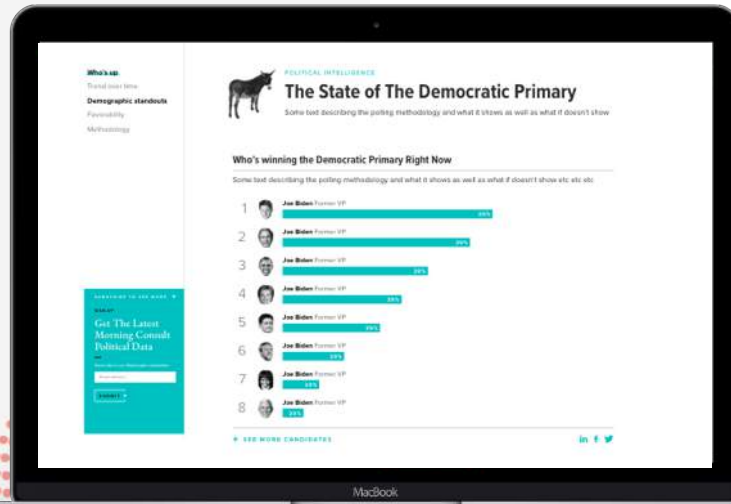
 MORNING CONSULT

ABOUT POLITICAL INTELLIGENCE

Morning Consult is setting a new standard for survey research.

On a daily basis, Morning Consult interviews over 5,000 registered voters across the United States. Along with 2020 presidential election data, Political Intelligence tracks the approval and electability for all governors, senators, House members, the President, and more at the national, state, and congressional district level.

Each week, this report will use that data to deliver key new insights on where voters stand.

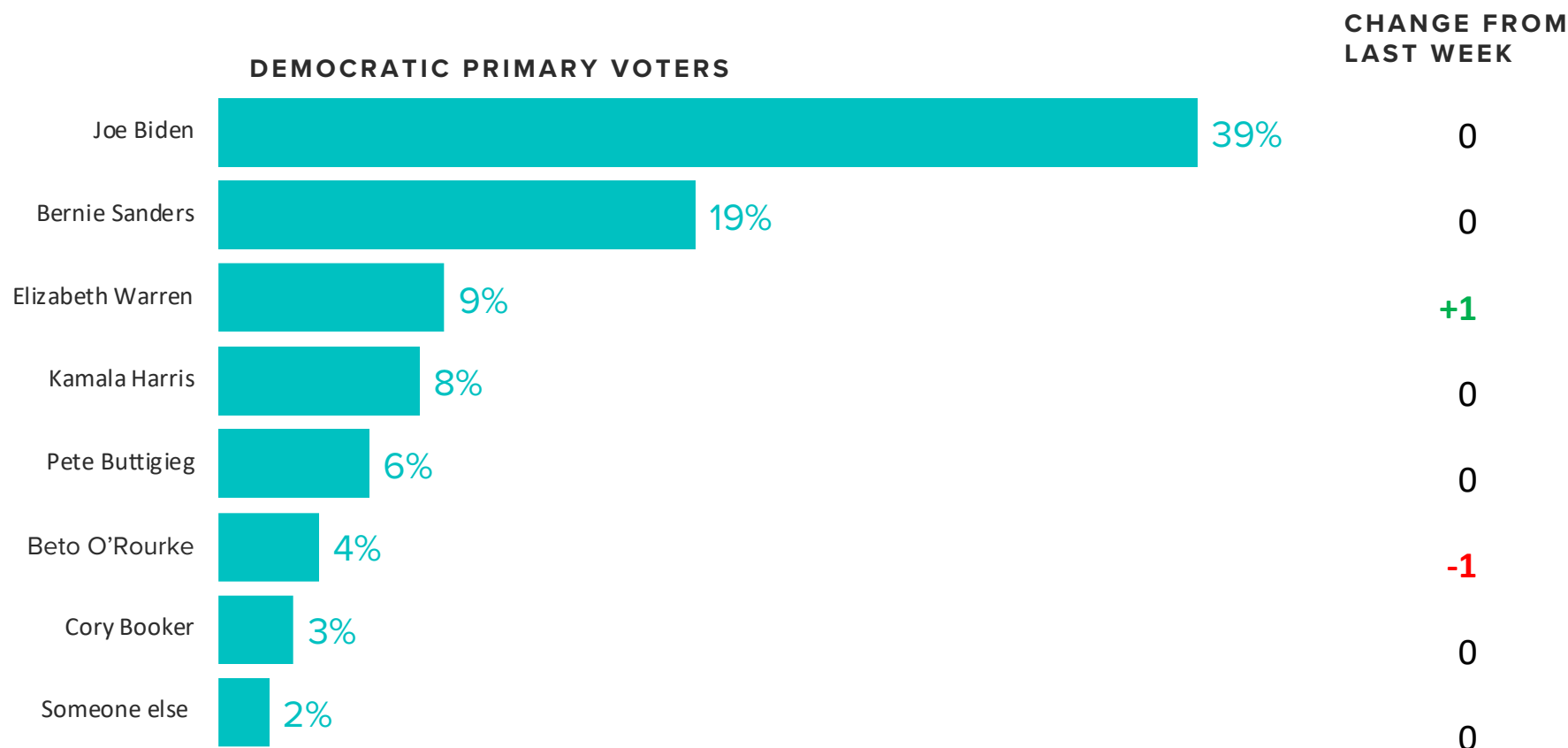


KEY TAKEAWAYS / 05.20.19

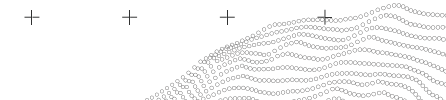
1. **Joe Biden is overperforming in Early Primary States:** Biden leads the pack nationally sitting at 39% and performs better in early primary states securing 43% of the vote.
 - Booker is the only other candidate who sees a bump in early primary states.
2. **Most Voters Select Biden as their Second Choice:** Warren's supporters choose Sanders over Biden.
 - Harris stands to grow her vote share, appearing as a top three choice among the frontrunners.



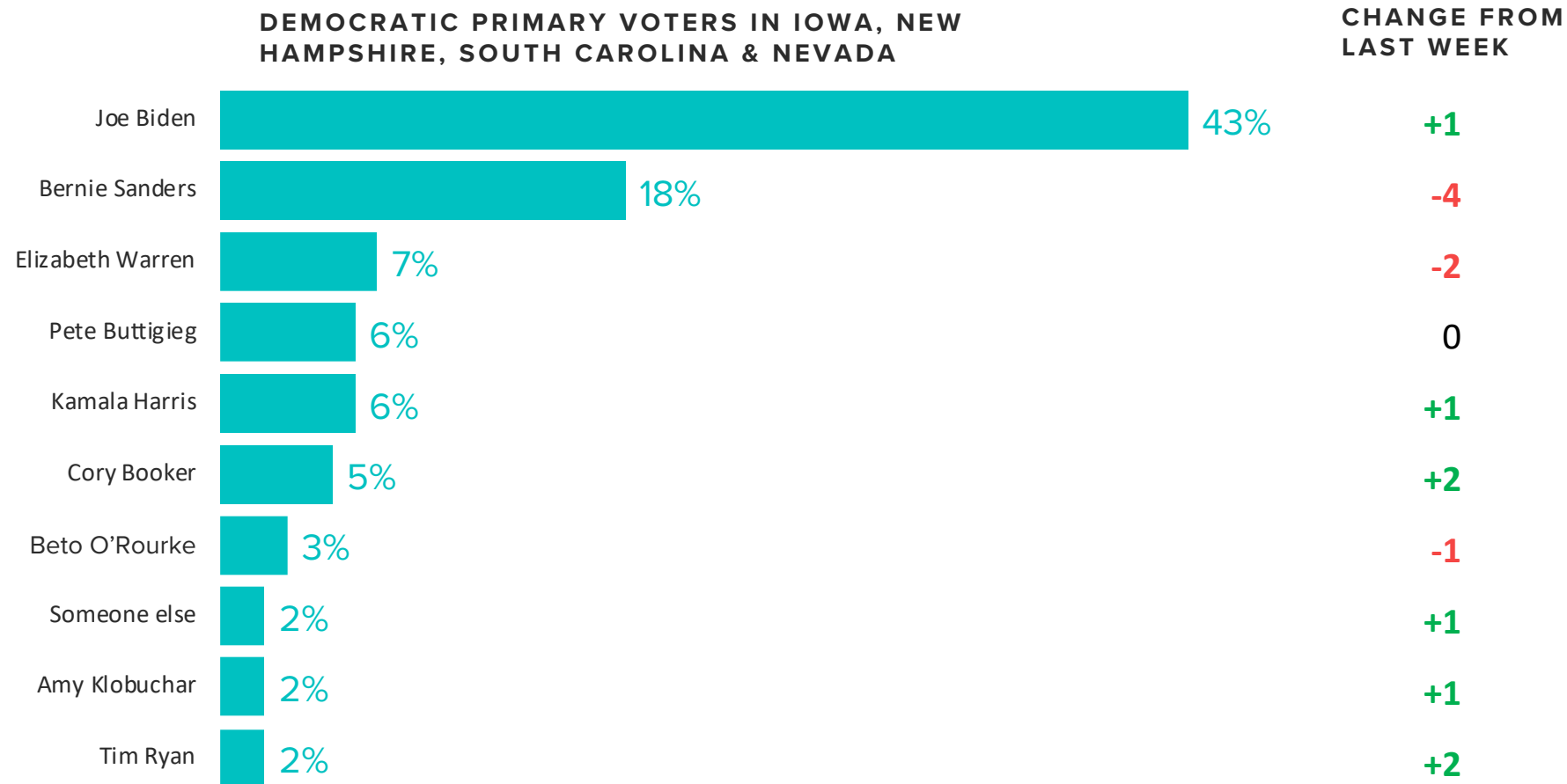
WHO'S LEADING THE DEMOCRATIC PRIMARY / ALL DEMOCRATIC PRIMARY VOTERS



The following candidates received 1% or less of the vote: Amy Klobuchar, Andrew Yang, Kirsten Gillibrand, Julian Castro, Tim Ryan, John Hickenlooper, Tulsi Gabbard, Michael Bennet, John Delaney, Steve Bullock, Bill de Blasio, Jay Inslee, Eric Swalwell, Seth Moulton and Marianne Williamson .



WHO'S LEADING THE DEMOCRATIC PRIMARY / EARLY PRIMARY STATES



The following candidates received 1% or less of the vote share: Andrew Yang, John Delaney, Tulsi Gabbard, Steve Bullock, Kirsten Gillibrand, Jay Inslee, John Hickenlooper, Julian Castro, Michael Bennet,, Bill de Blasio, Eric Swalwell, Seth Moulton, and Marianne Williamson.

WHO'S LEADING THE DEMOCRATIC PRIMARY / SECOND CHOICE CANDIDATES

**Biden****39%***current national vote share*

29% Sanders
16% Harris
10% Warren

**Sanders****19%***current national vote share*

37% Biden
19% Warren
7% Harris

**Warren****9%***current national vote share*

23% Sanders
20% Harris
20% Biden

**Harris****8%***current national vote share*

26% Biden
19% Warren
13% Sanders

**Buttigieg****6%***current national vote share*

24% Biden
17% Harris
15% Warren

**O'Rourke****4%***current national vote share*

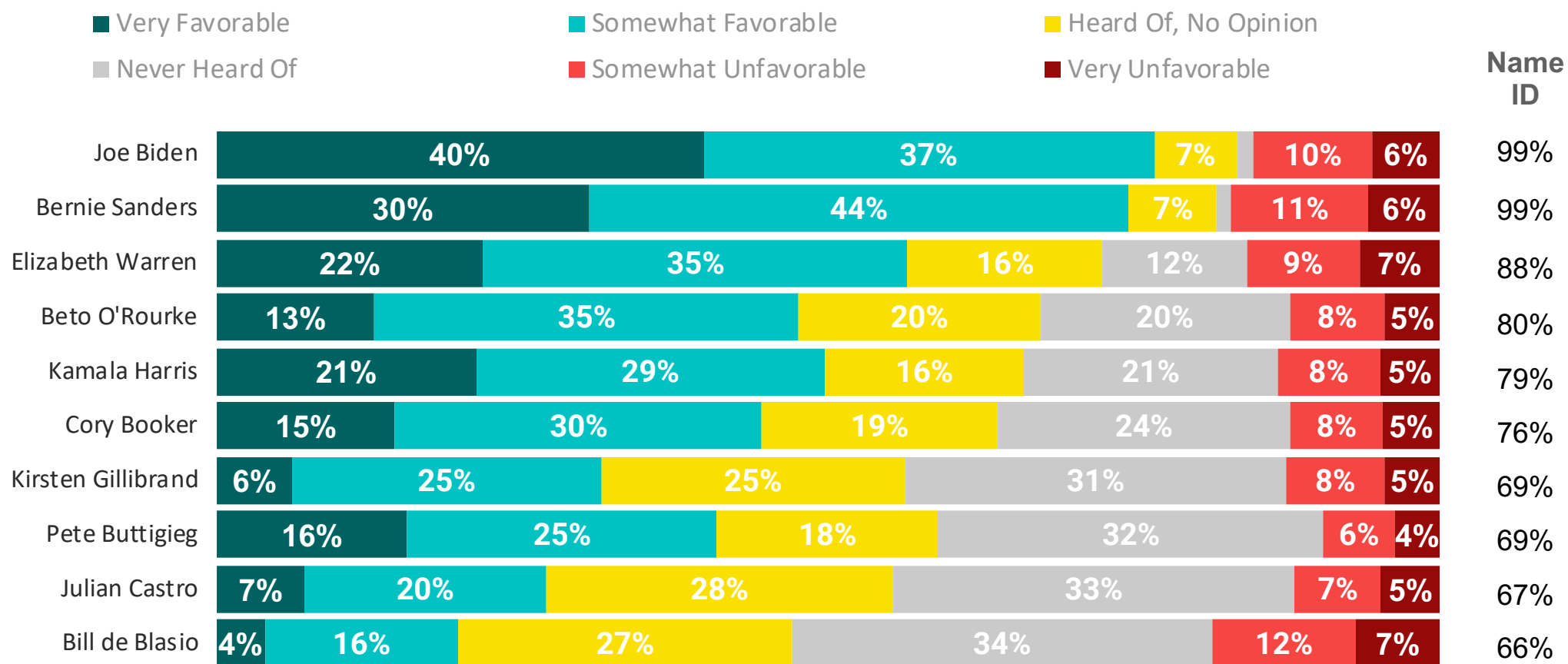
29% Biden
20% Sanders
11% Harris

**Booker****3%***current national vote share*

29% Biden
20% Harris
16% Sanders

TRACKING FAVORABILITY AND NAME RECOGNITION

Ordered by name ID



TRACKING FAVORABILITY AND NAME RECOGNITION

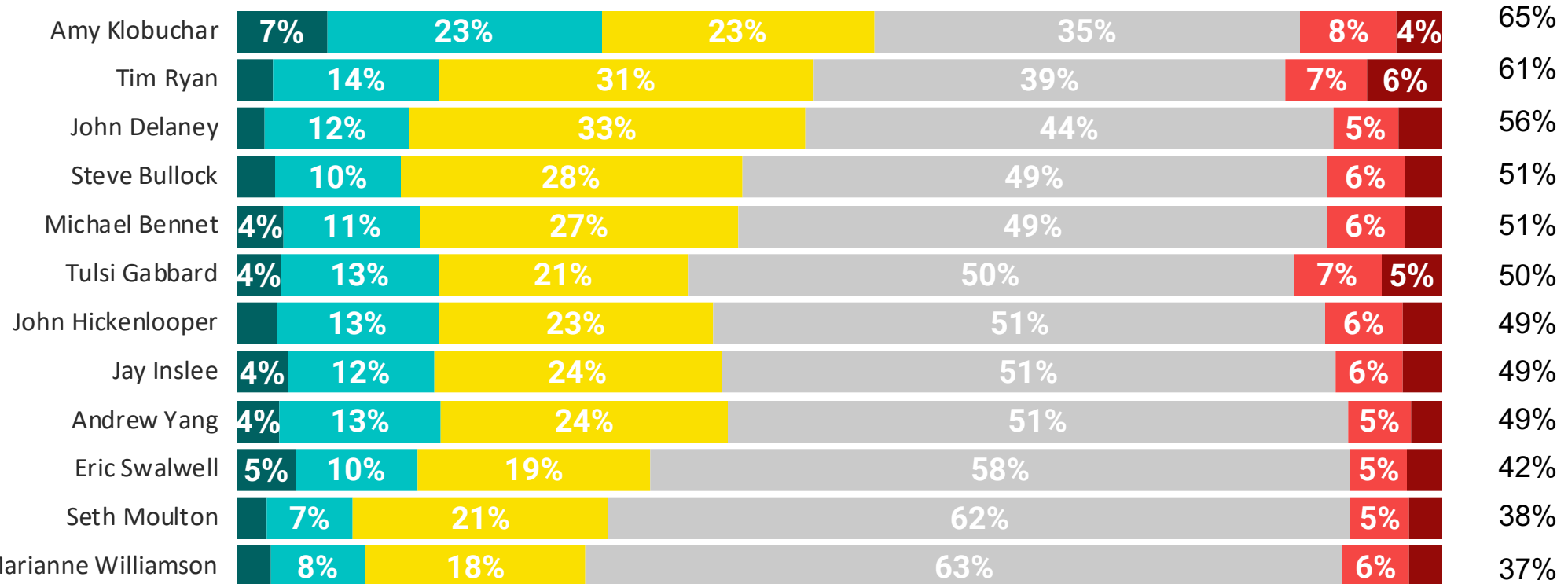
Ordered by name ID

Very favorable
Never heard of

Somewhat favorable
Somewhat unfavorable

Heard of, no opinion
Very unfavorable

Name
ID



**SIGN UP TO RECEIVE THIS
REPORT EARLY EACH WEEK**

CLICK HERE TO SIGN UP

METHODOLOGY /

This week's report features surveys with registered voters conducted from May 13, 2019 to May 20, 2019. The interviews were conducted online and the data were weighted to approximate a target sample of registered voters based on age, race/ethnicity, gender, educational attainment, and region.

Our Democratic Primary results are reported using 14,830 interviews with registered voters who indicate they may vote in the Democratic primary or caucus. For those who say don't know or no opinion, they are asked to pick a candidate they are leaning towards, which are factored into the results. The margin of error for potential Democratic primary voters is +/- 1%.

Which Candidates Have Momentum in Early Primary States?

We have included an 'Early Primary States' demographic throughout this report to showcase who has momentum going into the primary elections. The numbers reflect voters who live in Iowa, New Hampshire, South Carolina, and Nevada.

CONTACT



Business Development
BD@MorningConsult.com



News Media
Press@MorningConsult.com

OFFICES

NEW YORK



SAN FRANCISCO



CHICAGO



WASHINGTON

